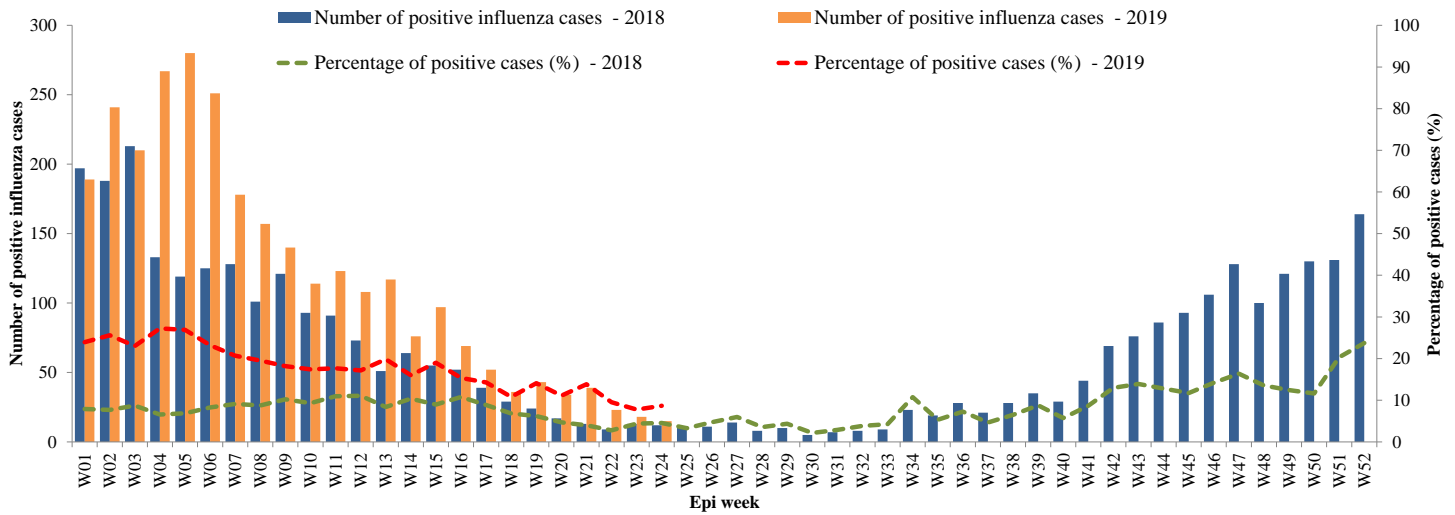


# Influenza situation in the Eastern Mediterranean Region

W24/2019 (from 09/06/2019 to 15/06/2019)

Source of data: **EMFLU Network** and **FLUMART**

**Figure 1. Number of positive influenza cases and influenza positivity rate per week, 2018-2019**



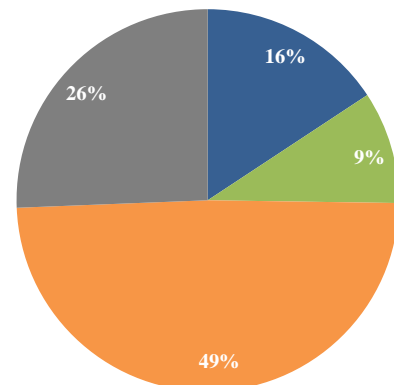
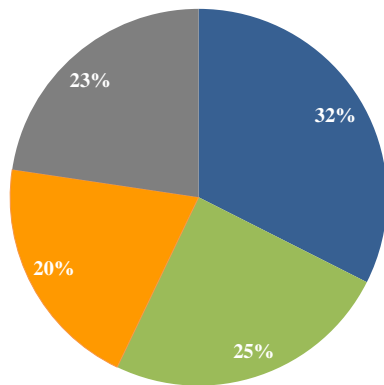
**Figure 2. Percentage of circulating virus type by positive influenza cases**

W40/2018 - W24/2019

Last 4 weeks

■ Flu A (H1N1)pdm09 ■ Flu A (H3N2) ■ Flu A (Not-subtyped) ■ Flu B

■ Flu A (H1N1)pdm09 ■ Flu A (H3N2) ■ Flu A (Not-subtyped) ■ Flu B

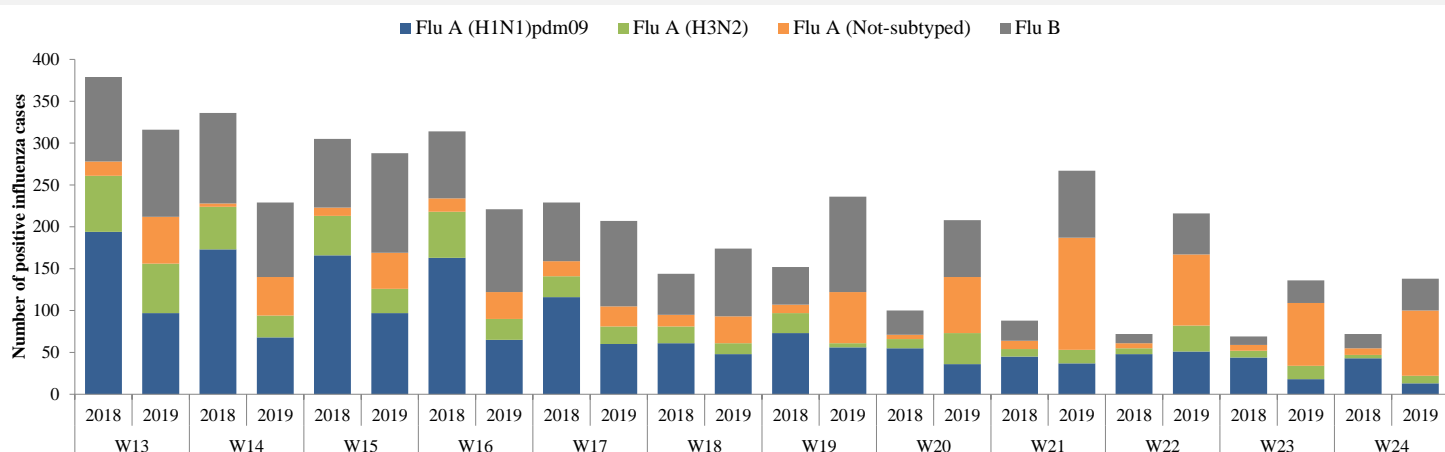


**Table 1. Type and Number of influenza viruses detected from W40/2018 to W24/2019 and during last four weeks**

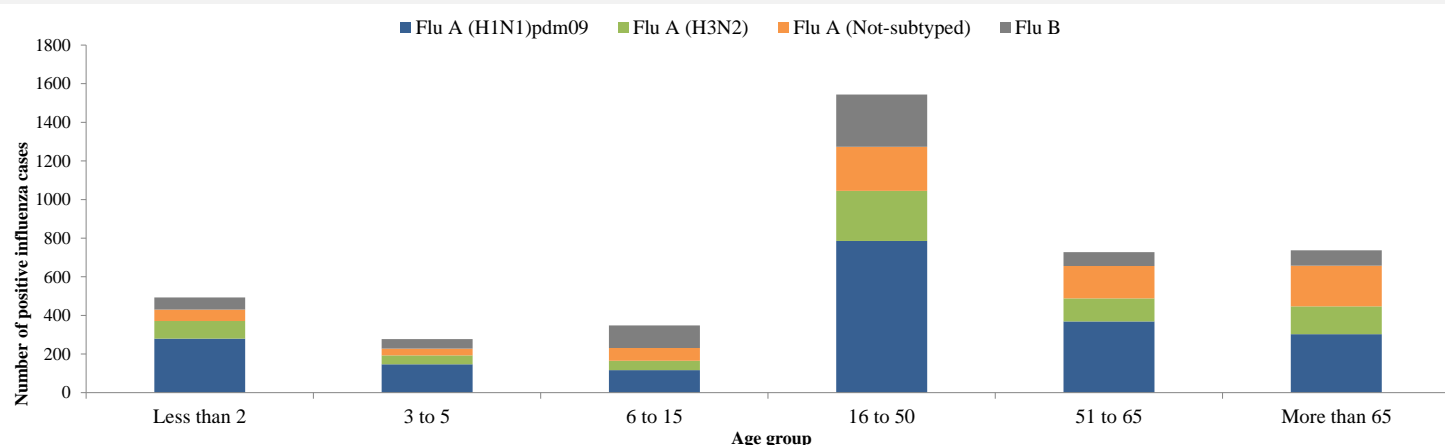
Virus type	W40/2018-W24/2019	Last 4 weeks
	Number (%)	Number (%)
Flu A (H1N1)pdm09	6746 (32)	119 (16)
Flu A (H3N2)	5129 (25)	72 (10)
Flu A (Not-subtyped)	4209 (20)	372 (49)
Flu B	4709 (23)	194 (26)
<b>Total</b>	<b>20793</b>	<b>757</b>

**Figure 3. Comparison of respiratory pathogens detected from tested specimens by last 12 weeks**

**W24/2019**



**Figure. 4 Age group distribution of influenza cases by virus type in the EMR from W40/2018 to W24/2019**



**Table 2. Reported cases by country  
W01-W24/2019**

Country	Number of enrolled cases	Tested cases Number (%)	Influenza positive cases Number (%)	Positive cases			
				Flu A			Flu B
				Flu A (H1N1)pdm09	Flu A (H3N2)	Flu A (Not-subtyped)	Number (%)
Afghanistan	1687	1682 (100)	168 (10)	95 (57)	37 (22)	(-)	36 (21)
Bahrain	379	374 (99)	72 (19)	31 (43)	9 (13)	8 (11)	24 (33)
Egypt	5149	5149 (100)	417 (8)	96 (23)	173 (41)	(-)	148 (35)
Iran (Islamic Republic of)	8625	8625 (100)	1745 (20)	52 (3)	1335 (77)	337 (19)	21 (1)
Iraq	527	527 (100)	78 (15)	13 (17)	65 (83)	(-)	(-)
Jordan	392	390 (99)	77 (20)	32 (42)	36 (47)	(-)	9 (12)
Kuwait	4888	4888 (100)	1222 (25)	625 (51)	202 (17)	2 (0)	393 (32)
Lebanon	488	483 (99)	212 (44)	92 (43)	107 (50)	(-)	13 (6)
Morocco	1957	1957 (100)	747 (38)	512 (69)	217 (29)	12 (2)	6 (1)
occupied Palestinian territory	2257	2257 (100)	728 (32)	434 (60)	294 (40)	(-)	(-)
Oman	2952	2725 (92)	384 (14)	144 (38)	72 (19)	(-)	168 (44)
Pakistan	2202	2202 (100)	609 (28)	282 (46)	103 (17)	(-)	224 (37)
Qatar	18098	18098 (100)	2955 (16)	186 (6)	245 (8)	1082 (37)	1442 (49)
Saudi Arabia	7035	2301 (33)	1053 (46)	441 (42)	(-)	295 (28)	317 (30)
Sudan	145	130 (90)	7 (5)	1 (14)	1 (14)	4 (57)	1 (14)
Syrian Arab Republic	98	97 (99)	33 (34)	15 (45)	8 (24)	10 (30)	(-)
Tunisia	460	460 (100)	139 (30)	30 (22)	106 (76)	(-)	3 (2)
United Arab Emirates	121	121 (100)	22 (18)	11 (50)	(-)	5 (23)	6 (27)
Yemen	121	(-)	(-)	(-)	(-)	(-)	(-)
<b>Total</b>	<b>57581</b>	<b>52466 (91)</b>	<b>10668 (20)</b>	<b>3092 (29)</b>	<b>3010 (28)</b>	<b>1755 (16)</b>	<b>2811 (26)</b>

Published by the Infectious Hazard Management (IHM) unit, World Health Organization (WHO) Eastern Mediterranean Regional Office (EMRO), Cairo, Egypt.

For Correspondence: Tel. + 20-2-22765797, Fax + 20-2-2765456. E-mail: [emrgooutbreak@who.int](mailto:emrgooutbreak@who.int)

Influenza monthly situation updates are available at: <http://www.emro.who.int/health-topics/influenza/regional-situation-update.html>