

Influenza situation in the Eastern Mediterranean Region

W22/2019 (from 26/05/2019 to 01/06/2019)

Source of data: EMFLU Network and FLUMART

Figure 1. Number of positive influenza cases and influenza positivity rate per week, 2018-2019

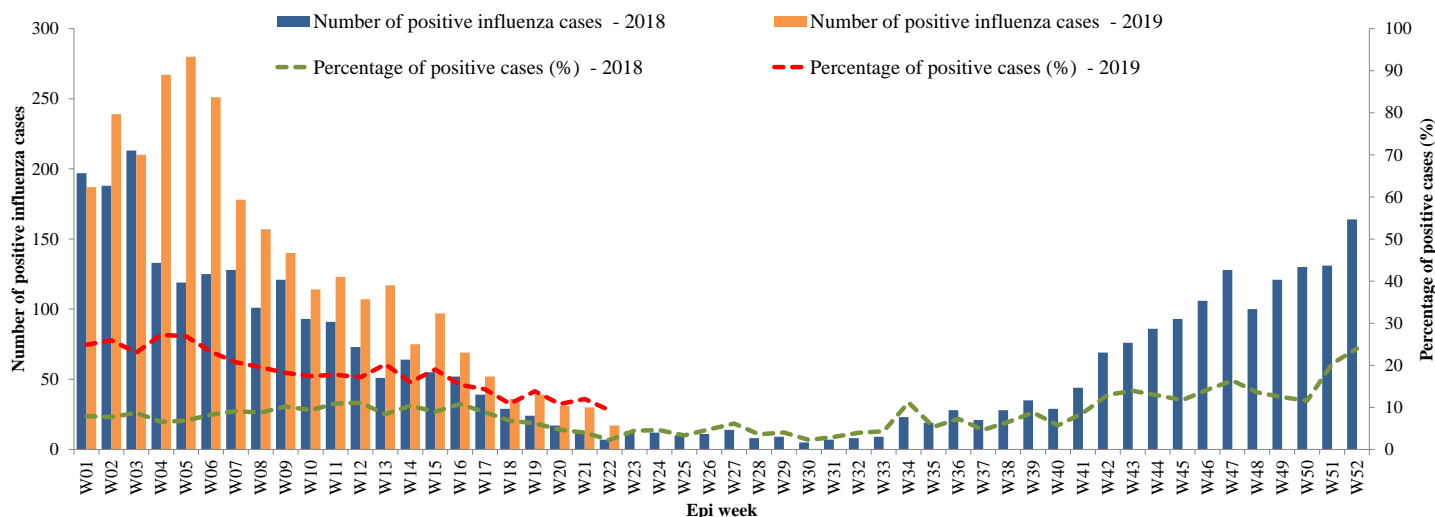


Figure 2. Percentage of circulating virus type by positive influenza cases

W40/2018 - W22/2019

Last 4 weeks

Flu A (H1N1)pdm09 Flu A (H3N2) Flu A (Not-subtyped) Flu B

Flu A (H1N1)pdm09 Flu A (H3N2) Flu A (Not-subtyped) Flu B

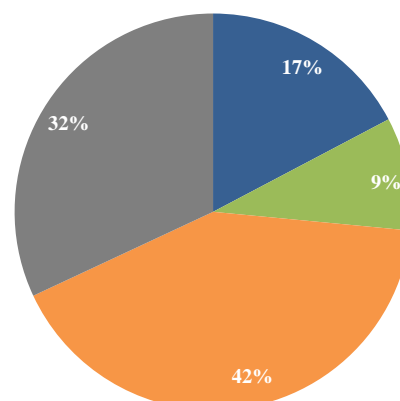
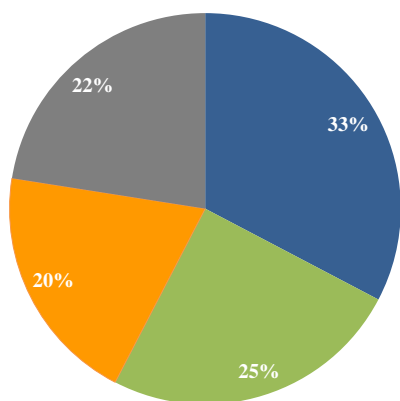


Table 1. Type and Number of influenza viruses detected from W40/2018 to W22/2019 and during last four weeks

Virus type	W40/2018-W22/2019	Last 4 weeks
	Number (%)	Number (%)
Flu A (H1N1)pdm09	6679 (33)	146 (17)
Flu A (H3N2)	5091 (25)	78 (9)
Flu A (Not-subtyped)	4060 (20)	351 (42)
Flu B	4599 (23)	270 (32)
Total	20429	845

Figure 3. Comparison of respiratory pathogens detected from tested specimens by last 12 weeks

W22/2019

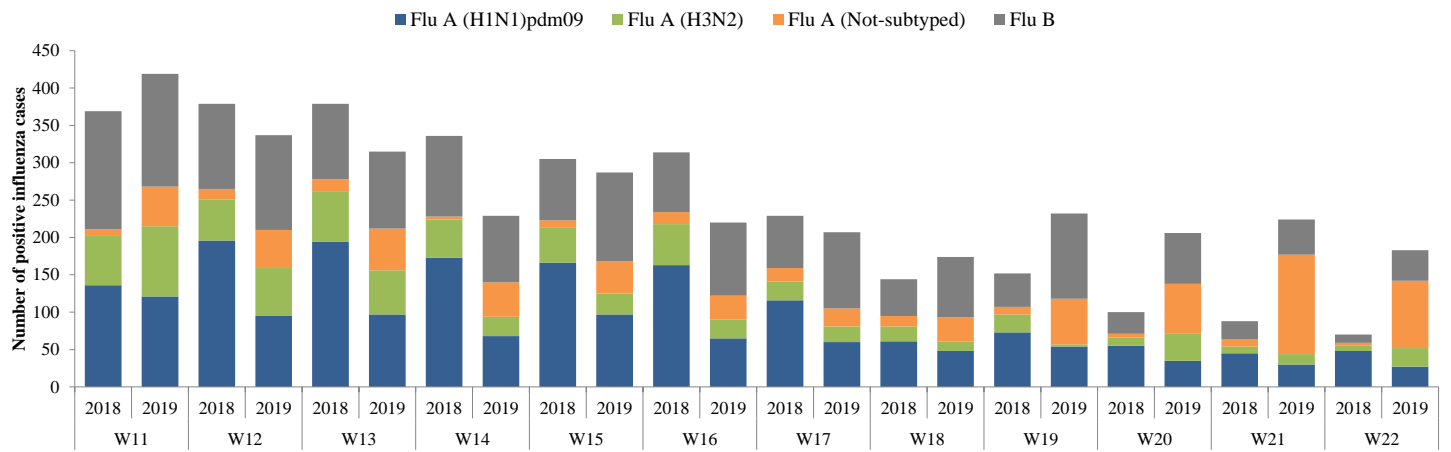
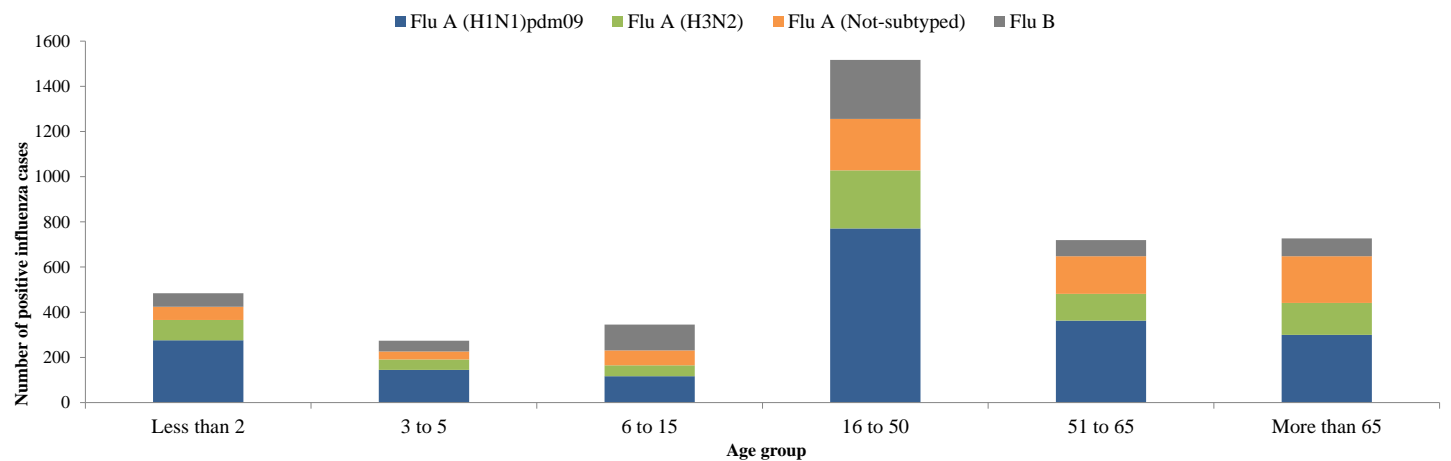


Figure 4 Age group distribution of influenza cases by virus type in the EMR from W40/2018 to W22/2019



**Table 2. Reported cases by country
W01-W22/2019**

Country	Number of enrolled cases	Tested cases Number (%)	Influenza positive cases Number (%)	Positive cases			
				Flu A			Flu B
				Flu A (H1N1)pdm09	Flu A (H3N2)	Flu A (Not-subtyped)	Number (%)
Afghanistan	1648	1583 (96)	164 (10)	95 (58)	37 (23)	(-)	32 (20)
Bahrain	370	365 (99)	70 (19)	30 (43)	9 (13)	8 (11)	23 (33)
Egypt	4916	4916 (100)	384 (8)	94 (24)	172 (45)	(-)	118 (31)
Iran (Islamic Republic of)	8520	8520 (100)	1745 (20)	52 (3)	1335 (77)	337 (19)	21 (1)
Iraq	527	527 (100)	78 (15)	13 (17)	65 (83)	(-)	(-)
Jordan	392	390 (99)	77 (20)	32 (42)	36 (47)	(-)	9 (12)
Kuwait	4749	4749 (100)	1189 (25)	615 (52)	196 (16)	1 (0)	377 (32)
Lebanon	477	474 (99)	211 (45)	92 (44)	107 (51)	(-)	12 (6)
Morocco	1957	1957 (100)	747 (38)	512 (69)	217 (29)	12 (2)	6 (1)
occupied Palestinian territory	2229	2229 (100)	723 (32)	432 (60)	291 (40)	(-)	(-)
Oman	2705	2487 (92)	337 (14)	114 (34)	70 (21)	(-)	153 (45)
Pakistan	2032	2016 (99)	604 (30)	282 (47)	101 (17)	(-)	221 (37)
Qatar	16852	16852 (100)	2753 (16)	182 (7)	221 (8)	938 (34)	1412 (51)
Saudi Arabia	6685	2162 (32)	1023 (47)	425 (42)	(-)	291 (28)	307 (30)
Sudan	145	130 (90)	7 (5)	1 (14)	1 (14)	4 (57)	1 (14)
Syrian Arab Republic	98	97 (99)	33 (34)	15 (45)	8 (24)	10 (30)	(-)
Tunisia	460	460 (100)	139 (30)	30 (22)	106 (76)	(-)	3 (2)
United Arab Emirates	117	117 (100)	20 (17)	9 (45)	(-)	5 (25)	6 (30)
Yemen	121	(-)	(-)	(-)	(-)	(-)	(-)
Total	55000	50031 (91)	10304 (21)	3025 (29)	2972 (29)	1606 (16)	2701 (26)

Published by the Infectious Hazard Management (IHM) unit, World Health Organization (WHO) Eastern Mediterranean Regional Office (EMRO), Cairo, Egypt.

For Correspondence: Tel. + 20-2-22765797, Fax + 20-2-2765456. E-mail: emrgooutbreak@who.int

Influenza monthly situation updates are available at: <http://www.emro.who.int/health-topics/influenza/regional-situation-update.html>