

Influenza situation in the Eastern Mediterranean Region

W18/2019 (from 28/04/2019 to 04/05/2019)

Source of data: EMFLU Network and FLUMART

Figure 1. Number of positive influenza cases and influenza positivity rate per week, 2018-2019

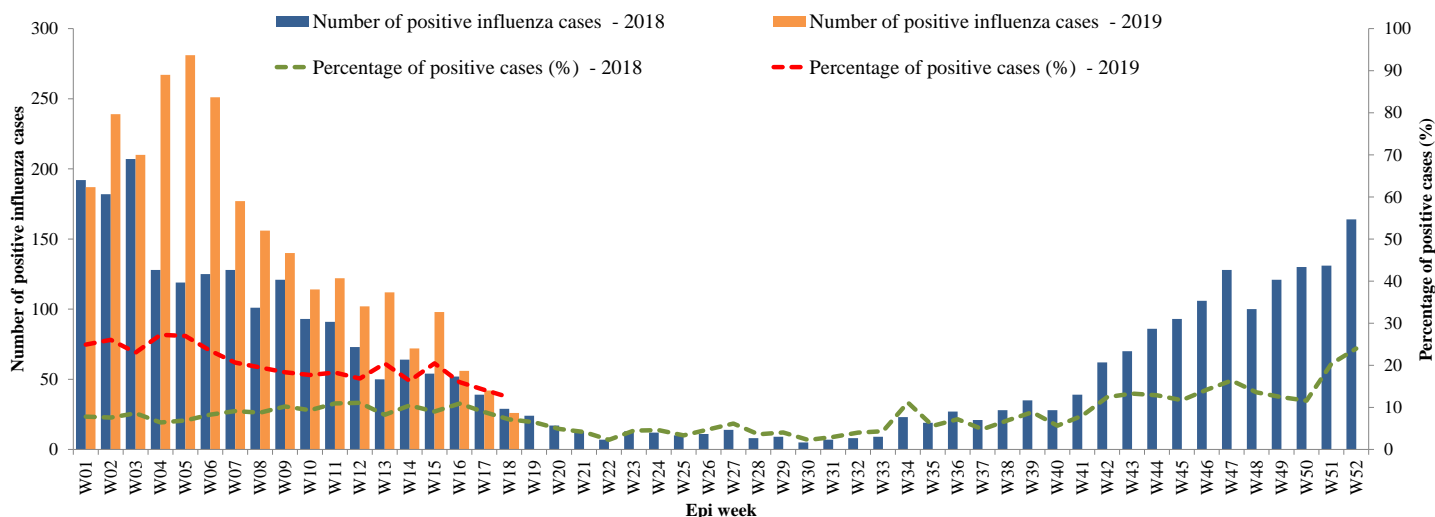


Figure 2. Percentage of circulating virus type by positive influenza cases

W40/2018 - W18/2019

Last 4 weeks

■ Flu A (H1N1)pdm09 ■ Flu A (H3N2) ■ Flu A (Not-subtyped) ■ Flu B

■ Flu A (H1N1)pdm09 ■ Flu A (H3N2) ■ Flu A (Not-subtyped) ■ Flu B

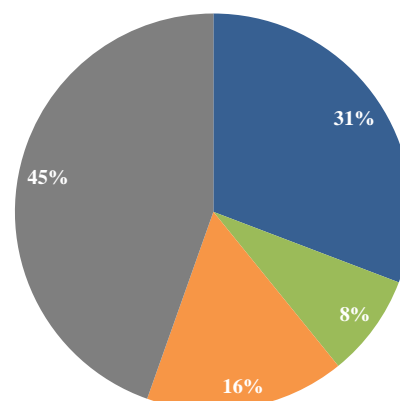
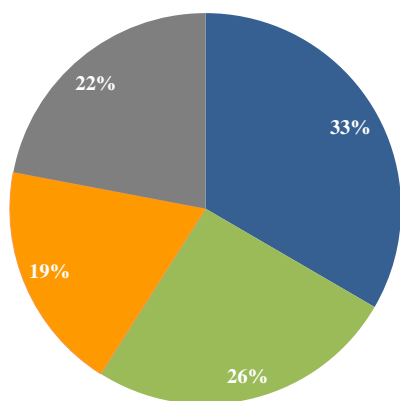


Table 1. Type and Number of influenza viruses detected from W40/2018 to W18/2019 and during last four weeks

| Virus type | W40/2018-W18/2019 | Last 4 weeks |
|----------------------|-------------------|--------------|
| | Number (%) | Number (%) |
| Flu A (H1N1)pdm09 | 6512 (33) | 250 (31) |
| Flu A (H3N2) | 4995 (26) | 68 (8) |
| Flu A (Not-subtyped) | 3703 (19) | 132 (16) |
| Flu B | 4293 (22) | 362 (45) |
| Total | 19503 | 812 |

Figure 3. Comparison of respiratory pathogens detected from tested specimens by last 12 weeks

W18/2019

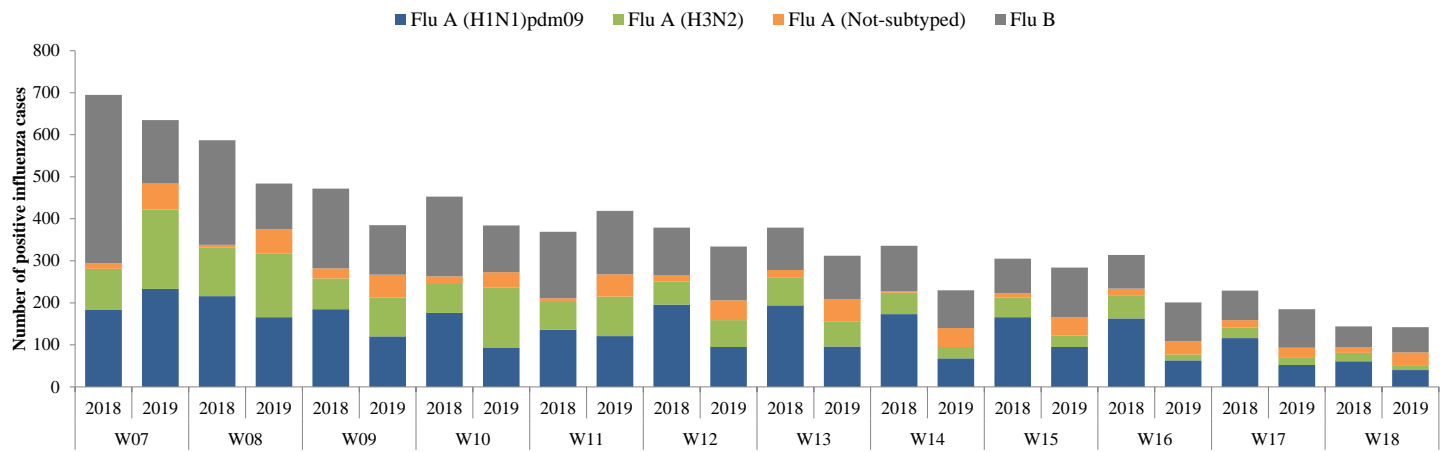
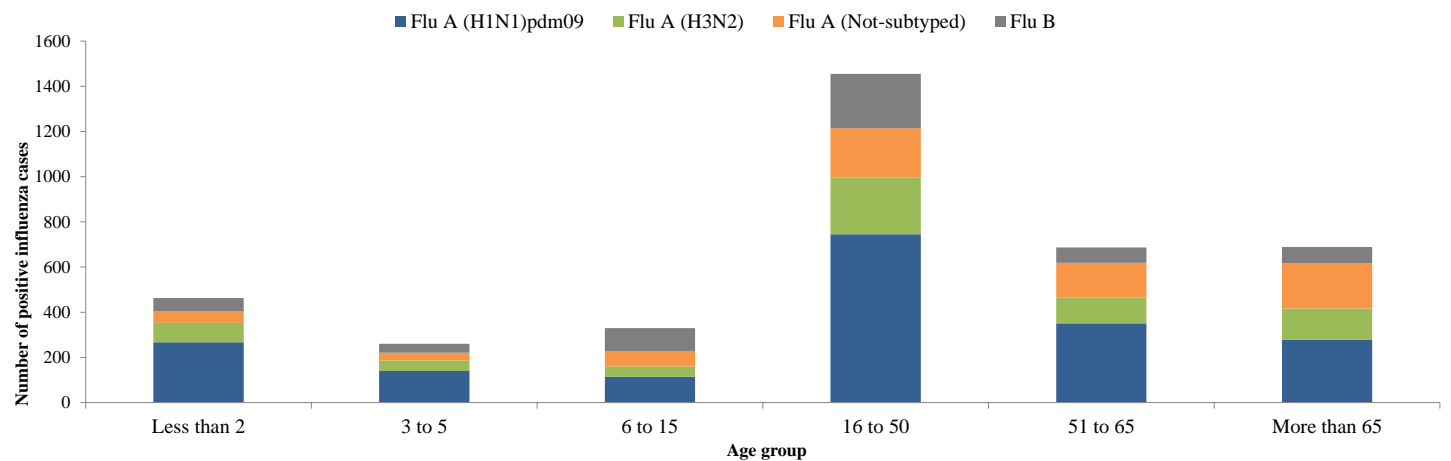


Figure 4 Age group distribution of influenza cases by virus type in the EMR from W40/2018 to W18/2019



**Table 2. Reported cases by country
W01-W18/2019**

| Country | Number of enrolled cases | Tested cases Number (%) | Influenza positive cases Number (%) | Positive cases | | | |
|--------------------------------|--------------------------|----------------------------|--|-------------------|------------------|----------------------|------------------|
| | | | | Flu A | | | Flu B |
| | | | | Flu A (H1N1)pdm09 | Flu A (H3N2) | Flu A (Not-subtyped) | Number (%) |
| Afghanistan | 1605 | 1370 (85) | 159 (12) | 94 (59) | 36 (23) | (-) | 29 (18) |
| Bahrain | 305 | 301 (99) | 60 (20) | 26 (43) | 9 (15) | 9 (15) | 16 (27) |
| Egypt | 4400 | 4400 (100) | 298 (7) | 72 (24) | 170 (57) | (-) | 56 (19) |
| Iran (Islamic Republic of) | 8178 | 8178 (100) | 1742 (21) | 52 (3) | 1334 (77) | 337 (19) | 19 (1) |
| Iraq | 482 | 482 (100) | 77 (16) | 12 (16) | 65 (84) | (-) | (-) |
| Jordan | 316 | 316 (100) | 69 (22) | 29 (42) | 34 (49) | (-) | 6 (9) |
| Kuwait | 4372 | 4372 (100) | 1057 (24) | 575 (54) | 177 (17) | (-) | 305 (29) |
| Lebanon | 461 | 459 (100) | 207 (45) | 92 (44) | 105 (51) | (-) | 10 (5) |
| Morocco | 1957 | 1957 (100) | 747 (38) | 512 (69) | 217 (29) | 12 (2) | 6 (1) |
| occupied Palestinian territory | 2160 | 2160 (100) | 710 (33) | 431 (61) | 279 (39) | (-) | (-) |
| Oman | 2245 | 2044 (91) | 269 (13) | 99 (37) | 67 (25) | (-) | 103 (38) |
| Pakistan | 2016 | 2016 (100) | 603 (30) | 282 (47) | 101 (17) | (-) | 220 (36) |
| Qatar | 13989 | 13989 (100) | 2277 (16) | 152 (7) | 167 (7) | 618 (27) | 1340 (59) |
| Saudi Arabia | 5559 | 1809 (33) | 915 (51) | 380 (42) | (-) | 259 (28) | 276 (30) |
| Sudan | 143 | 82 (57) | 5 (6) | 1 (20) | 1 (20) | 2 (40) | 1 (20) |
| Syrian Arab Republic | 98 | 97 (99) | 33 (34) | 15 (45) | 8 (24) | 10 (30) | (-) |
| Tunisia | 460 | 460 (100) | 139 (30) | 30 (22) | 106 (76) | (-) | 3 (2) |
| United Arab Emirates | 79 | 79 (100) | 12 (15) | 5 (42) | (-) | 2 (17) | 5 (42) |
| Yemen | 121 | (-) | (-) | (-) | (-) | (-) | (-) |
| Total | 48946 | 44571 (91) | 9379 (21) | 2859 (30) | 2876 (31) | 1249 (13) | 2395 (26) |

Published by the Infectious Hazard Management (IHM) unit, World Health Organization (WHO)
Eastern Mediterranean Regional Office (EMRO), Cairo, Egypt.

For Correspondence: Tel. + 20-2-22765797, Fax + 20-2-2765456. E-mail: emrgooutbreak@who.int
Influenza monthly situation updates are available at: <http://www.emro.who.int/health-topics/influenza/regional-situation-update.html>