

Influenza situation in the Eastern Mediterranean Region

W14/2019 (from 31/03/2019 to 06/04/2019)

Source of data: **EMFLU Network** and **FLUMART**

Figure 1. Number of positive influenza cases and influenza positivity rate per week, 2018-2019

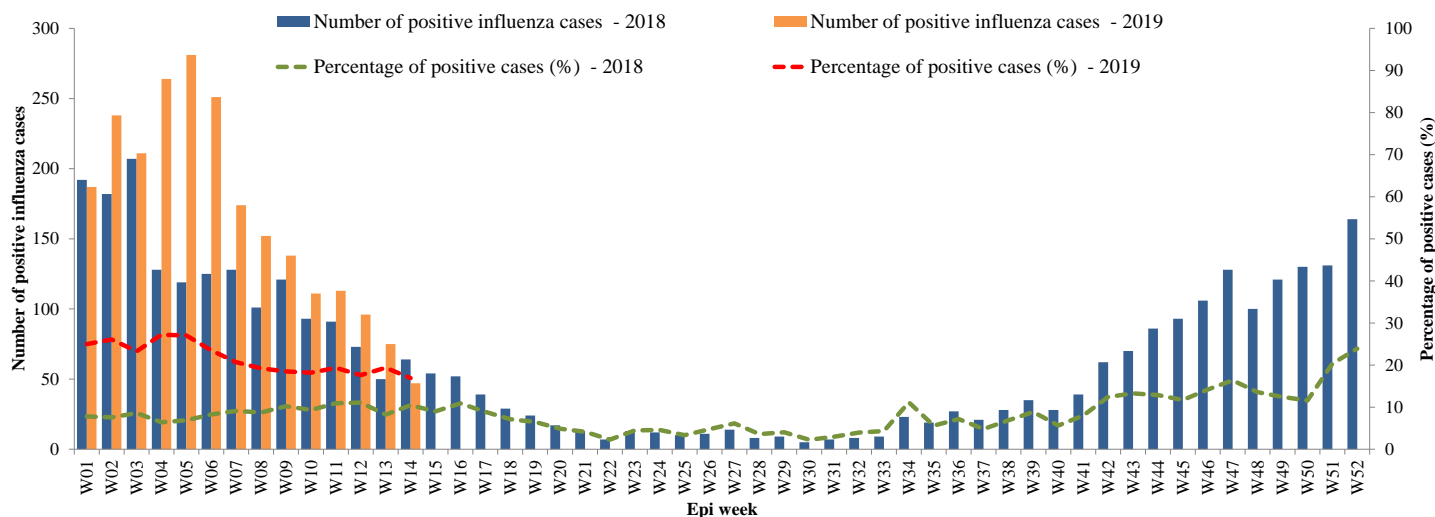


Figure 2. Percentage of circulating virus type by positive influenza cases

W40/2018 - W14/2019

Last 4 weeks

■ Flu A (H1N1)pdm09 ■ Flu A (H3N2) ■ Flu A (Not-subtyped) ■ Flu B

■ Flu A (H1N1)pdm09 ■ Flu A (H3N2) ■ Flu A (Not-subtyped) ■ Flu B

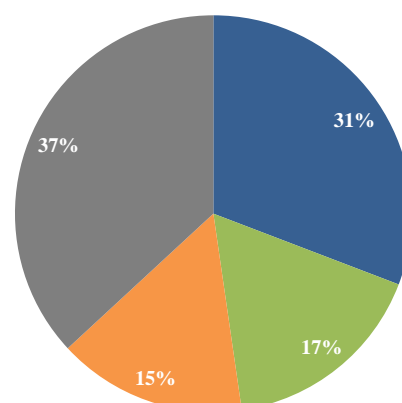
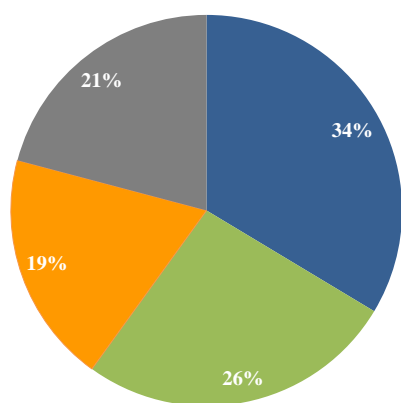


Table 1. Type and Number of influenza viruses detected from W40/2018 to W14/2019 and during last four weeks

Virus type	W40/2018-W14/2019	Last 4 weeks
	Number (%)	Number (%)
Flu A (H1N1)pdm09	6199 (34)	330 (31)
Flu A (H3N2)	4858 (26)	181 (17)
Flu A (Not-subtyped)	3534 (19)	165 (15)
Flu B	3849 (21)	395 (37)
Total	18440	1071

Figure 3. Comparison of respiratory pathogens detected from tested specimens by last 12 weeks
W14/2019

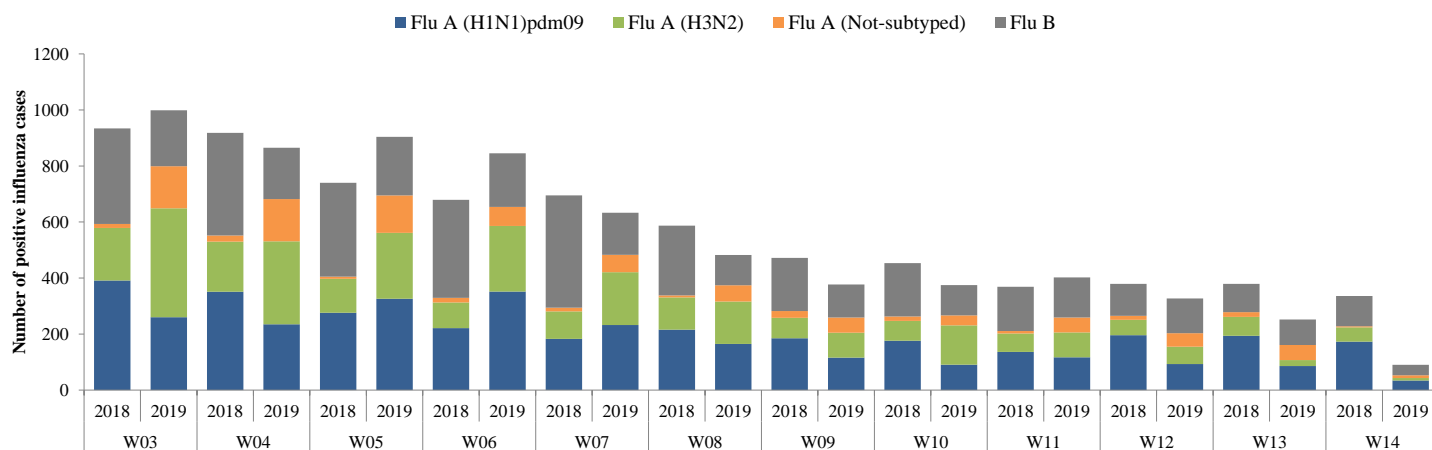


Figure 4 Age group distribution of influenza cases by virus type in the EMR from W40/2018 to W14/2019

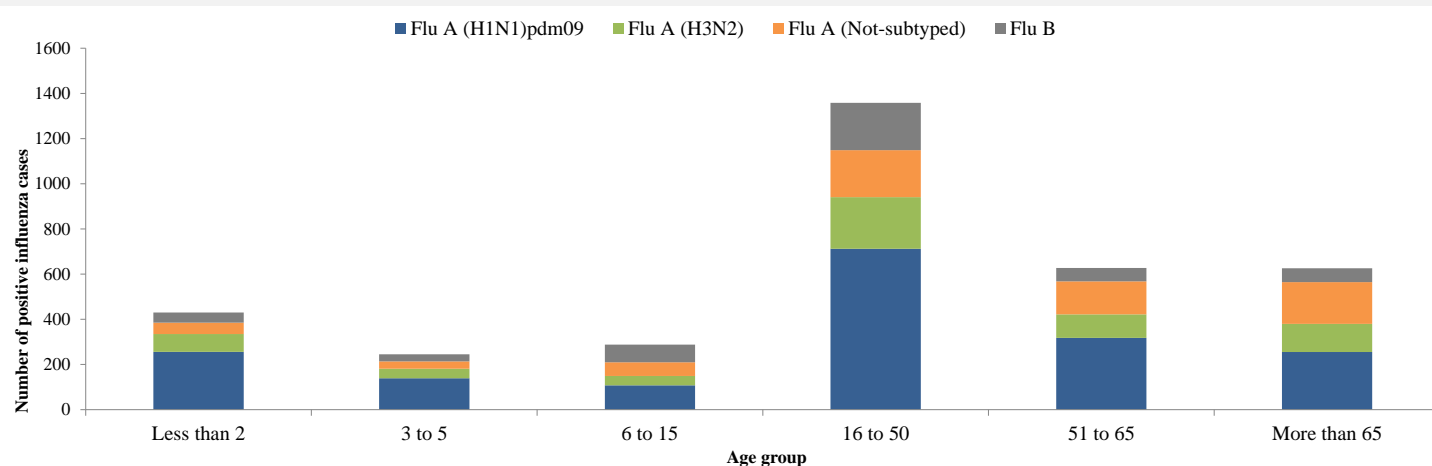


Table 2. Reported cases by country
W01-W14/2019

Country	Number of enrolled cases	Tested cases Number (%)	Influenza positive cases Number (%)	Positive cases			
				Flu A			Flu B
				Flu A (H1N1)pdm09	Flu A (H3N2)	Flu A (Not-subtyped)	Number (%)
Afghanistan	1225	1196 (98)	152 (13)	93 (61)	33 (22)	(-)	26 (17)
Bahrain	260	257 (99)	51 (20)	23 (45)	9 (18)	6 (12)	13 (25)
Egypt	3413	3413 (100)	215 (6)	39 (18)	156 (73)	(-)	20 (9)
Iran (Islamic Republic of)	7818	7818 (100)	1734 (22)	47 (3)	1331 (77)	337 (19)	19 (1)
Iraq	397	397 (100)	75 (19)	10 (13)	65 (87)	(-)	(-)
Jordan	268	268 (100)	64 (24)	25 (39)	34 (53)	(-)	5 (8)
Kuwait	3693	3693 (100)	859 (23)	485 (56)	160 (19)	(-)	214 (25)
Lebanon	421	419 (100)	191 (46)	92 (48)	95 (50)	(-)	4 (2)
Morocco	1941	1941 (100)	747 (38)	512 (69)	217 (29)	12 (2)	6 (1)
occupied Palestinian territory	1958	1958 (100)	653 (33)	427 (65)	226 (35)	(-)	(-)
Oman	1858	1655 (89)	222 (13)	87 (39)	59 (27)	(-)	76 (34)
Pakistan	1814	1814 (100)	569 (31)	271 (48)	87 (15)	(-)	211 (37)
Qatar	10688	10688 (100)	1918 (18)	105 (5)	152 (8)	494 (26)	1167 (61)
Saudi Arabia	4344	1376 (32)	690 (50)	284 (41)	(-)	220 (32)	186 (27)
Sudan	125	68 (54)	4 (6)	1 (25)	1 (25)	1 (25)	1 (25)
Syrian Arab Republic	88	87 (99)	33 (38)	15 (45)	8 (24)	10 (30)	(-)
Tunisia	460	460 (100)	139 (30)	30 (22)	106 (76)	(-)	3 (2)
Yemen	121	(-)	(-)	(-)	(-)	(-)	(-)
Total	40892	37508 (92)	8316 (22)	2546 (31)	2739 (33)	1080 (13)	1951 (23)

Published by the Infectious Hazard Management (IHM) unit, World Health Organization (WHO)
Eastern Mediterranean Regional Office (EMRO), Cairo, Egypt.

For Correspondence: Tel. + 20-2-22765797, Fax + 20-2-2765456. E-mail: emrgooutbreak@who.int

Influenza monthly situation updates are available at: <http://www.emro.who.int/health-topics/influenza/regional-situation-update.html>