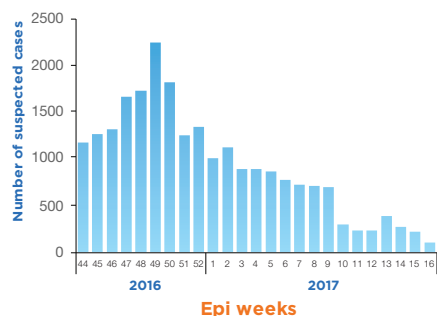


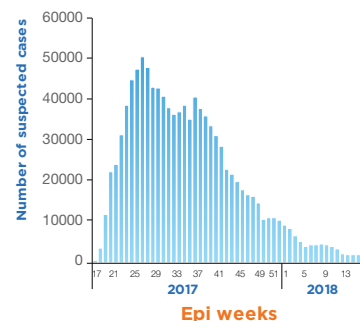
## Highlights

- In April 2018, the Ministry of Public Health and Population of Yemen reported a total 7 908 cholera cases including 6 associated deaths (case fatality rate: 0.08%).
- The cumulative number of cholera cases reported in Yemen since October 2016 is 1 119 892 including 2 406 related deaths with a case fatality rate of 0.21%. The country experienced a second wave of this outbreak from 27 April 2017 and still continue. As of 30 April 2018, total number of reported cases of cholera is 1 094 065 including 2 277 related deaths with a case fatality rate of 0.21%.
- Out of 3 056 stool cultures performed to date, 1 115 have been confirmed for *Vibrio Cholerae*.
- The 5 governorates with the highest cumulative attack rates per 10 000 are Amran (909.1), Al Mahwit (885.5), Al Dhale'e (638.7), Sana'a (529.9) and Dahamar (529.8). The national attack rate is 390.9 per 10 000. The Governorate with high numbers of deaths are Al Hajjah (423), Al Hudaydah (284), Ibb (291 and Taizz (190).

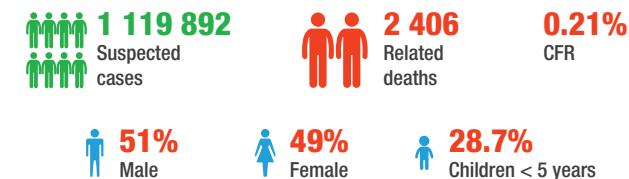
Epidemic curve of cholera cases in Yemen, October 2016 - 26 April 2017 (First wave)



Epidemic curve of cholera cases in Yemen, 27 April 2017 - 30 April 2018 (Second wave)



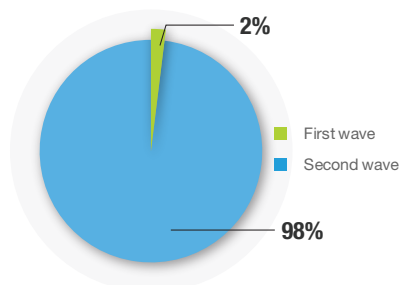
### Cumulative key figures, October 2016 – April 2018



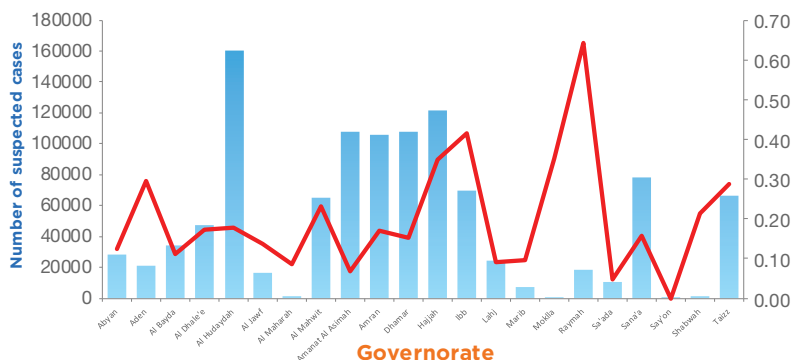
### Last 4 weeks key figures, April 2018



### Cholera cases reported in Yemen by epidemic wave, October 2016 – April 2018 (n = 1 119 892)



### Cholera cases and Case fatality rates by governorate in Yemen, 27 April 2017 – 30 April 2018 (second wave)



### Cholera cases and deaths reported during the second wave by governorate, 27 April 2017 - 30 April 2018

Governorate	Cases	Deaths	CFR (%)	Cumulative attack rate (per 10 000)
Abyan	28243	35	0.12	491.34
Aden	20993	62	0.30	224.94
Al Bayda	34266	38	0.11	449.15
Al Dhale'e	47178	82	0.17	638.79
Al Hudaydah	160596	284	0.18	492.16
Al Jawf	16172	22	0.14	277.86
Al Maharah	1169	1	0.09	77.74
Al Mahwit	65228	151	0.23	885.59
Amanat Al Asimah	107971	72	0.07	376.00
Amran	105893	181	0.17	909.17
Dhamar	107503	163	0.15	529.82
Hajjah	121361	423	0.35	512.95
Ibb	69929	291	0.42	234.95
Lahj	24344	22	0.09	239.83
Marib	7296	7	0.10	201.67
Moklla	568	2	0.35	12.77
Raymah	18672	120	0.64	305.25
Sa'ada	10712	5	0.05	116.31
Sana'a	78386	123	0.16	529.98
Say'on	24	0	-	0.63
Shabwah	1399	3	0.21	22.99
Taizz	66162	190	0.29	219.31
<b>Total</b>	<b>1 094 065</b>	<b>2 277</b>	<b>0.21</b>	<b>390.91</b>

### Distribution of suspected cholera cases in Yemen, January 2017 – April 2018

