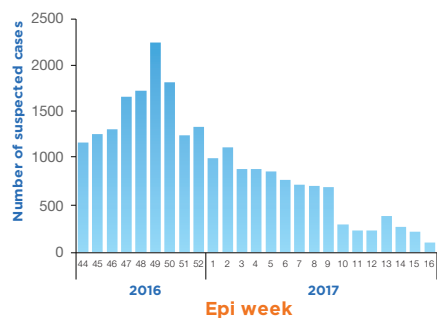


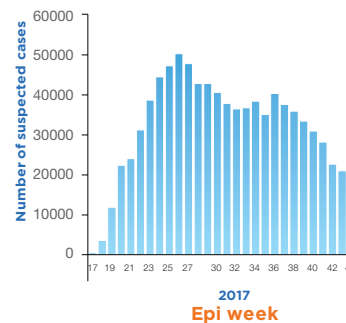
### Highlights

- During the month of October 2017, the Ministry of Public Health and Population of Yemen reported a total 124 932 cholera cases including 56 associated deaths (CFR-0.04%).
- The cumulative number of cholera cases reported in Yemen since October 2016 is 922 704 including 2 317 related deaths with a case fatality rate of 0.25%. The country experienced a second wave of this outbreak during the month of April and from 27 April to 31 October 2017; the total number of reported cases of cholera is 896 877 including 2 188 related deaths with a case fatality rate of 0.24%.
- In October 2017, an increase in the number of suspected cholera cases was reported in Al Hudaydah governorate during weeks 39 and 40. In response to this continued increase, WHO is strengthening rapid diagnostic tests (RDT) use in DTC's and daily surveillance of cases in this governorate.
- The five governorates with the highest cumulative attack rates per 10 000 are Amran (756.8), Al Mahwit (711.6), Al Dhale'e (634.7), Abyan (487.6) and Sana'a (442.7); the national attack rate is 325.66 per 10 000. The Governorate with higher numbers of deaths are Al Hajjah (411), Ibb (281), Al Hudaydah (268) and Taizz (184).

**Epidemic curve of cholera cases in Yemen, October 2016 - 26 April 2017 (First wave)**



**Epidemic curve of cholera cases in Yemen, 27 April 2017 - 31 October 2017 (Second wave)**



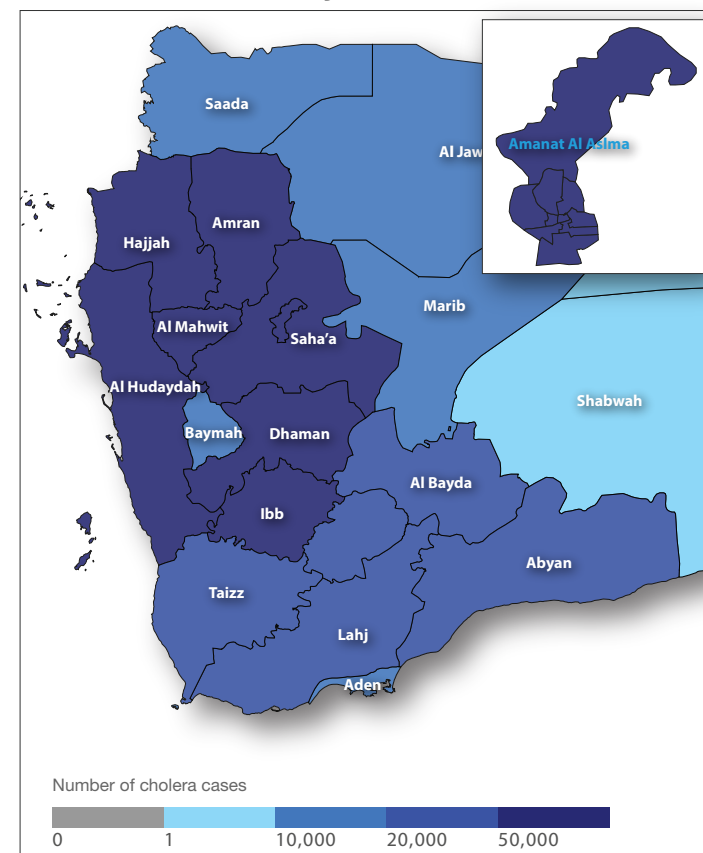
### Cumulative key figures, October 2016 - October 2017



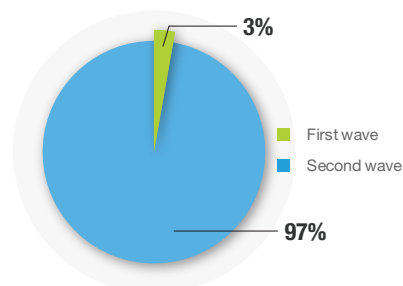
### Last 4 weeks key figures, October 2017



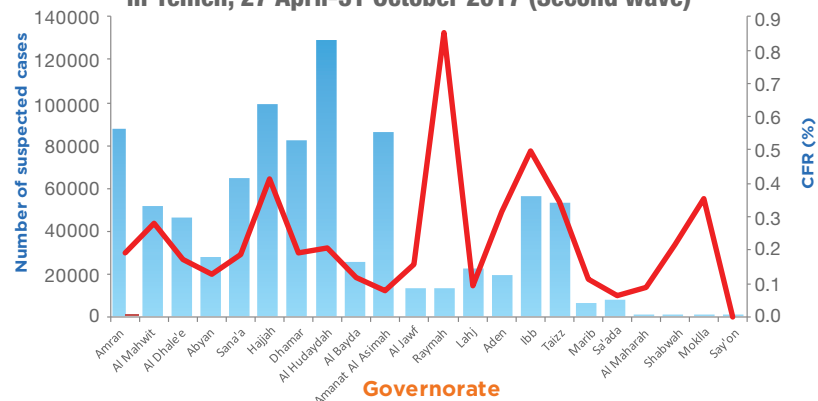
### Distribution of suspected cholera cases in Yemen, January - October 2017



### Cholera cases reported in Yemen by epidemic wave, October 2016 - October 2017 (n= 922 704)



### Suspected cholera cases and case-fatality rates by governorate in Yemen, 27 April-31 October 2017 (Second wave)



### Cholera cases and deaths reported during the second wave, 27 April 2017- 31 October 2017

Governorate	Cases	Deaths	CFR (%)	Cumulative attack rate (per 10 000)
Amran	87,833	170	0.19	756.82
Al Mahwit	51,958	145	0.28	711.55
Al Dhale'e	46,427	80	0.17	634.69
Abyan	27,835	35	0.13	487.62
Sana'a	65,093	122	0.19	442.71
Hajjah	99,224	411	0.41	425.90
Dhamar	82,055	156	0.19	407.77
Al Hudaydah	129,141	268	0.21	398.81
Al Bayda	25,570	30	0.12	336.72
Amanat Al Asimah	85,900	68	0.08	303.77
Al Jawf	13,299	21	0.16	229.85
Raymah	13,636	116	0.85	224.73
Lahj	22,502	21	0.09	223.04
Aden	19,538	62	0.32	211.68
Ibb	56,450	281	0.50	190.89
Taizz	53,119	184	0.35	177.16
Marib	6,090	7	0.11	169.85
Sa'ada	8,068	5	0.06	89.13
Al Maharah	1,164	1	0.09	78.40
Shabwah	1,389	3	0.22	22.99
Mokkila	568	2	0.35	14.17
Say'on	18	0	-	0.82
<b>Total</b>	<b>896,877</b>	<b>2,188</b>	<b>0.24</b>	<b>325.66</b>