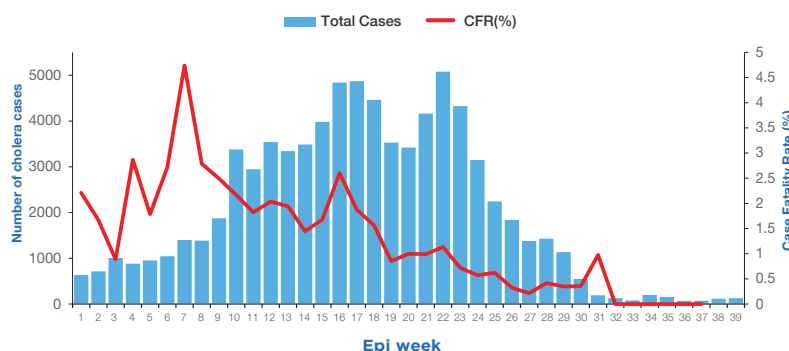


Highlights

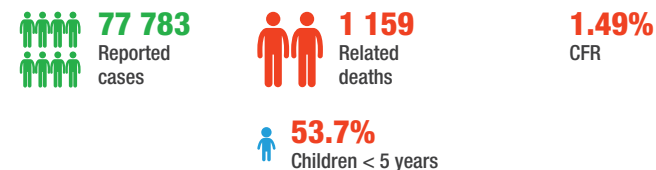
- During the month of September 2017, 650 cholera cases, with no death, were reported across the country as compared to 917 cases, with no death, reported in August 2017.
- The cumulative number of cholera cases reported from January to September 2017 is 77 783 including 1 159 associated deaths with a case fatality rate of 1.49% reported in 52 districts of the country.
- Cholera cases and deaths have declined significantly during the month of September 2017 with less districts reporting cases as compared to previous months.
- The overall case fatality rate has declined remarkably during the last two months. No death was recorded during the months of August and September 2017.

13 regions reported suspected cholera cases in September 2017 **8** out of **18** regions have case-fatality rate (CFR) above 1%

Cholera cases in Somalia, January-September 2017



Cumulative key figures, January-September 2017

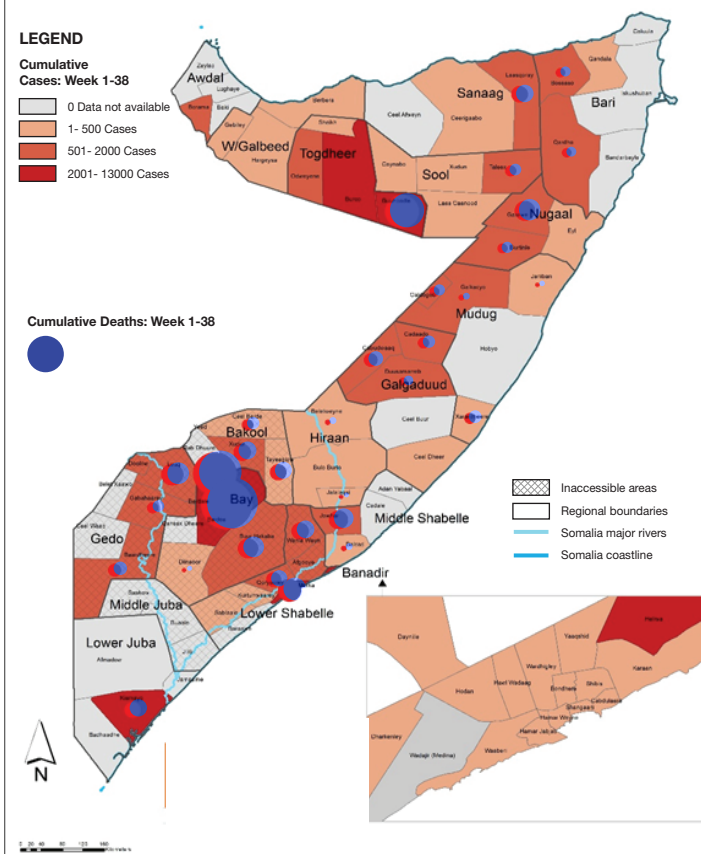


Last 4 weeks key figures, September 2017

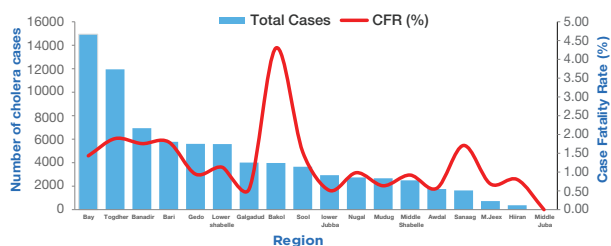


Distribution of cholera cases in Somalia, January-September 2017

Region	Cases in September	Cumulative cases	Deaths in September	Cumulative deaths	Cumulative case fatality rate (%)
Awdal	138	1756	0	10	0.57
Bakool	0	3975	0	171	4.30
Banadir	197	6939	0	122	1.76
Bari	75	5775	0	104	1.80
Bay	0	14941	0	214	1.43
Galgadud	1	4011	0	22	0.55
Gedo	0	5603	0	53	0.95
Hiiran	0	374	0	3	0.80
Lower Jubba	7	2936	0	15	0.51
Lower Shabelle	19	5586	0	63	1.13
M.Jeeex	11	729	0	5	0.69
Middle Juba	8	8	0	0	0.00
Middle Shabelle	6	2497	0	23	0.92
Mudug	10	2671	0	17	0.64
Nugal	4	2743	0	27	0.98
Sanaag	0	1638	0	28	1.71
Sool	12	3653	0	56	1.53
Togdher	162	11948	0	226	1.89
Total	650	77 783	0	1 159	1.49



Cholera cases and case fatality rates by region in Somalia: January-September 2017



Distribution of cholera cases and CFR by month, January-September 2017

