



## Highlights of the week

As of week 24, of 2021, a total of **562,386** samples have been tested for COVID-19 through both public and private laboratories. Of this, **345,973** samples have been tested only through public COVID-19 confirmatory laboratories.

Cumulatively, **103,902** cases of COVID-19 have been confirmed and **4,214** associated deaths (**CFR=4.0%**) have been reported in Afghanistan since Feb 2020. In week 24, some **12,434** new cases of COVID-19 and **602** new deaths were reported. This is a **17%** increase in cases and **58%** increase in deaths compared to week 23. (Table1).

**Table 1: Afghanistan's COVID-19 epidemiological overview as of week 24**

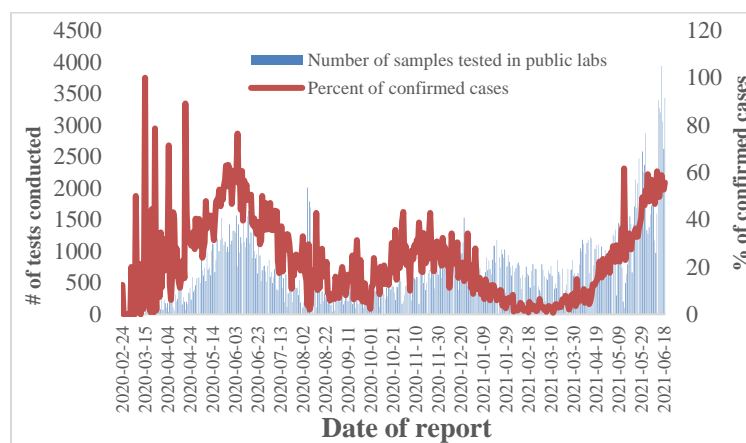
Indicators	New number in week 24	% of change compared to week 23	Cumulative number
# of COVID-19 samples tested in both public & private labs	34,349	10%	562386
# of COVID-19 samples tested in public labs	22,902	14%	345973
# of COVID-19 lab confirmed cases (both public and private)	12,434	17%	103902
# Recovered/discharged	2,991	12%	64,401(62%)
# of COVID-19 associated death	602	58%	4,214 (CFR=4.0)

In week 24, the highest number of cases were reported in the central east, and northeast (**3,914** cases, **1,443** cases, respectively) (Table 2). The top five provinces that reported positive COVID-19 cases included Kabul (**2,350** cases), Nangarhar (**827** cases), Baghlan (**648** cases), Balkh (**646** cases), and Kapisa (**610** cases). Overall, **4,453** confirmed cases of COVID-19 and **92** associated deaths have been reported among healthcare workers (HCWs) in the country since 2020. To date, Herat, Kabul, Nangarhar, Balkh and Kunar reported the highest number of positive cases among HCWs.

**Table 2: COVID-19 cases by region as of week 24**

Region	# of new cases in week 24 (%)	% of change compared to week 23	Cumulative number (%)
Central East	3914 (31%)	9%	36238 (35.0%)
Central West	1310 (11%)	10%	7427 (7.1%)
East	1245 (10%)	48%	10123 (9.7%)
North	1346 (11%)	34%	9118 (8.8%)
North East	1443 (12%)	-8%	10438 (10.0%)
South	1355 (11%)	18%	10583 (10.2%)
South East	781 (6%)	36%	5920 (5.7%)
West	1040 (8%)	46%	14055 (13.5%)
National	12434 (100%)	17%	103902 (100%)

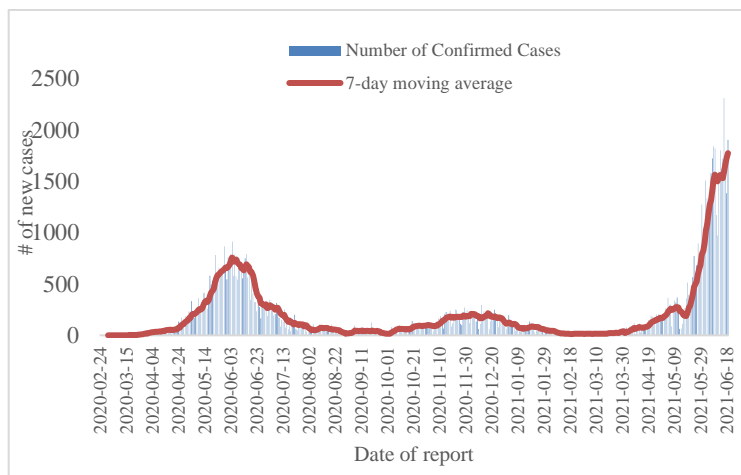
**Figure 1: Number of PCR tests conducted and percent of confirmed cases as of 19 June 2021**



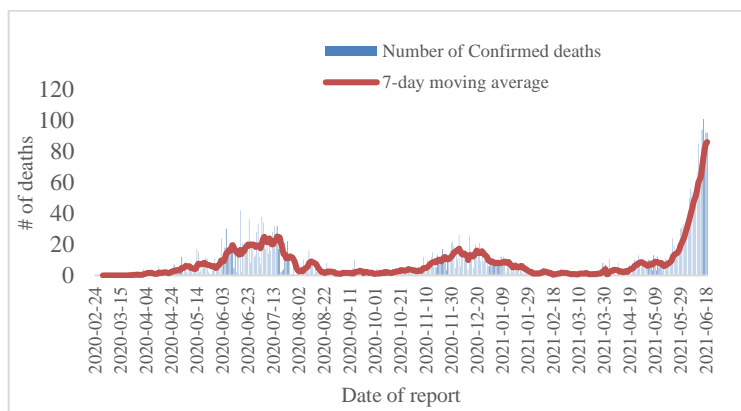
### COVID-19 vaccination highlights:

**763,069** individuals have been vaccinated against COVID-19 as of 19 June 2021. Of this, **560,998 (73.5%)** individuals have received the first dose of the vaccine, and **182,071 (24%)** have received the second dose. Of the total people vaccinated, **65.0%** are males and **35.0%** are females, **125,255 (16.5%)** are HCWs, **10,171 (1.3%)** are those living in IDP camps, and **4,869 (0.6%)** are returnees from neighboring countries.

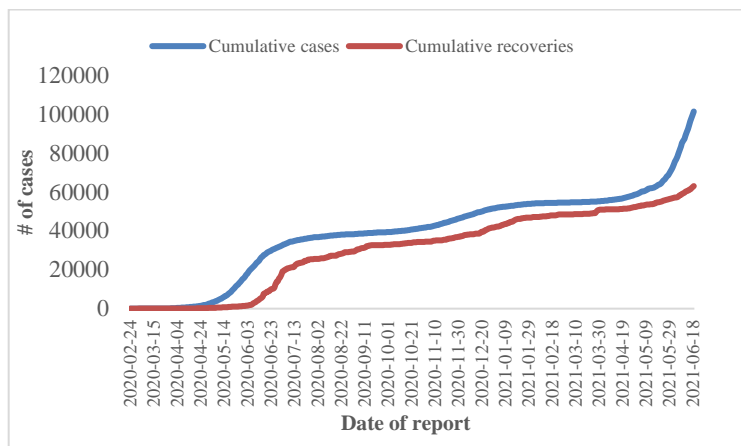
**Figure 2: Epidemiological curve of COVID-19 cases in Afghanistan as of 19 June 2021**



**Figure 3: Epidemiological curve of COVID-19 associated deaths as of 19 June 2021**

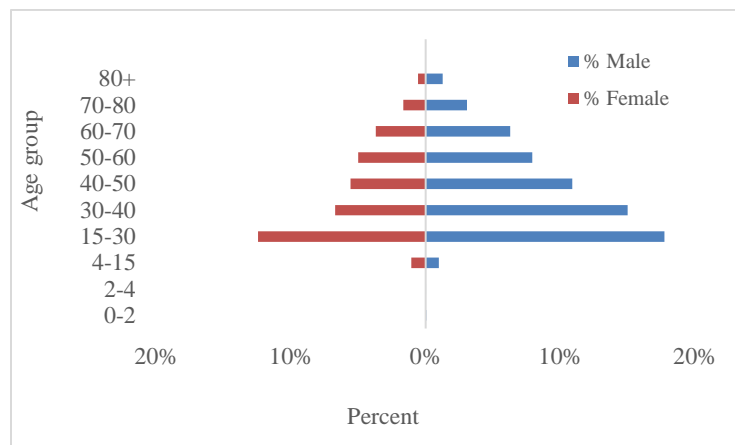


**Figure 4: Cumulative COVID-19 confirmed cases and recoveries as of 19 June 2021**



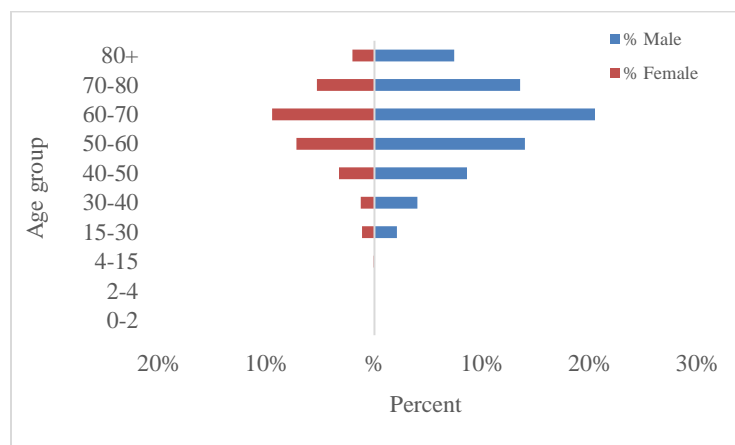
Of the confirmed COVID-19 cases, **64.0%** have been reported among males and **36.0%** among females. Majority of cases have been reported among those aged 15-30 years.

**Figure 5: Percentage age distribution of COVID-19 cases, 24 Feb 2020 to 19 June 2021**



Of the COVID-19 associated deaths, **70%** were reported among males and **30%** among females. The trend indicates that deaths increased by age group, with most reported among 60-70 years old.

**Figure 6: Percentage age distribution of COVID-19 associated deaths, 24 Feb 2020 to 19 June 2021**



**Figure 7: Proportion underlying conditions among COVID-19 associated deaths, as of 19 June 2021**

