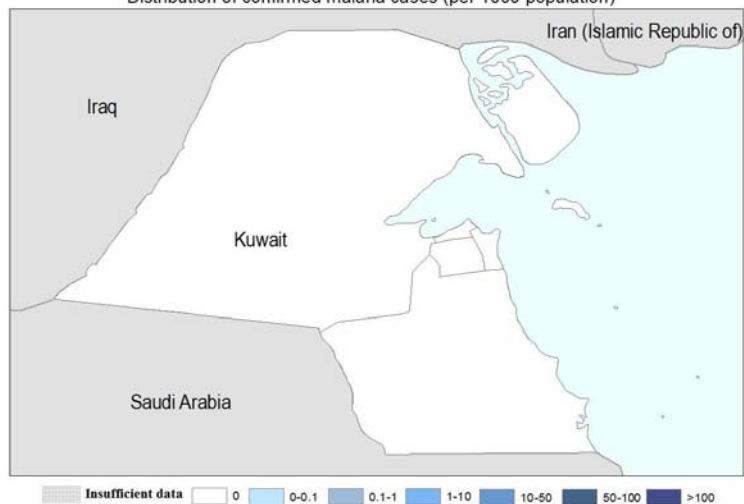


Distribution of confirmed malaria cases (per 1000 population)



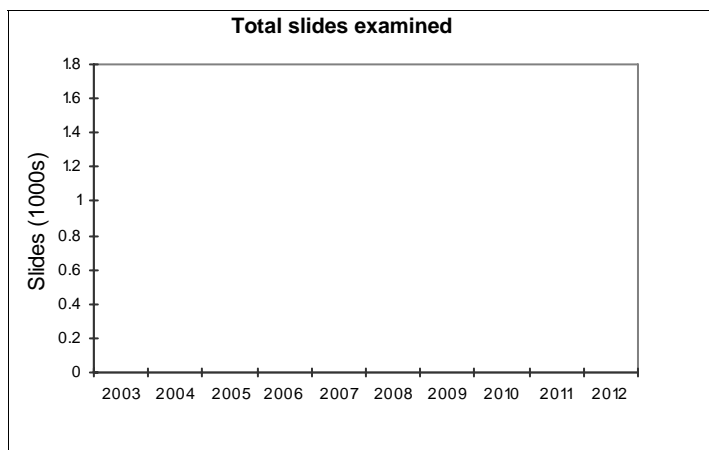
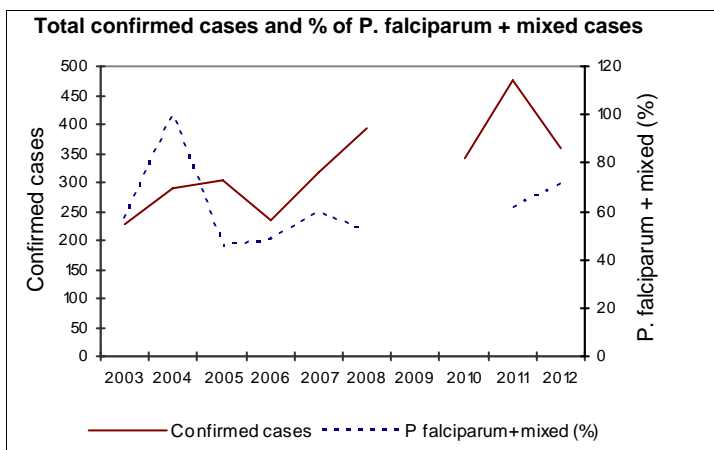
Kuwait is free from local malaria transmission and has 3.8% of reported cases of the malaria-free countries. The last local case was in 1979.

1. Malaria burden and risk

Population

Population	Number	%
Total population	2 891 553	
Population under 5 years	277 746	9.6
Male population	1 723 409	59.6
Rural population	57 831	2.0

Morbidity trends



Reported malaria burden

Year	Total slides examined	Total confirmed cases	P. falciparum + mixed	P. vivax + others	Total imported cases	Total local cases
2003		228	130	98	228	0
2004		290	290	0	290	0
2005		302	137	165	302	0
2006		235	112	123	235	0
2007		317	190	127	317	0
2008	1 616	392	202	190	392	0
2009						
2010		343			343	0
2011		476	290	186	476	0
2012		358	256	102	358	0

2. National drug policy

Unconfirmed uncomplicated

Uncomplicated

P. falciparum
treatment

Treatment failure (second line)

Severe

P. vivax treatment

Mixed infection treatment (PF+others)

Last drug policy update (year)

3. Financing malaria control

