



# COVID-19 Epidemiological Bulletin Afghanistan

Epidemiological Week 14 (3 – 9 Apr 2022)

<b>Cumulative samples tested</b> <b>565,727</b> In public laboratories only	<b>Cumulative confirmed cases</b> <b>178,154</b> Cumulative percent positivity (31.3%)	<b>Cumulative confirmed deaths</b> <b>7,676</b> CFR (4.30 %)
<b>New samples tested in week14</b> <b>5,222</b> ↑ 22 % In public laboratories only	<b>New confirmed cases in week14</b> <b>327</b> ↑ 13 % Weekly percent positivity (6%)	<b>New confirmed deaths in week14</b> <b>5</b> ↓ 44 % Weekly CFR (1.5%)

Key: ↑ increasing ↓ decreasing ● no change

**Table 1: Summary of COVID-19 indicators in the last 8 weeks in Afghanistan (12 Feb – 9 Apr 2022)**

Indicators	W07-22	W08-22	W09-22	W10-22	W11-22	W12-22	W13-22	W14-22	Epi-curve
Samples tested (in public Labs)	4,170	3,972	4,234	6,028	5,479	4,287	4,275	5,222	
Confirmed cases	1,601	1,189	1,187	1,477	887	432	289	327	
Percent positivity (%)	38.4	30	28	25	16	10	7	6	
Confirmed deaths	43	52	29	18	11	8	9	5	
CFR (%)	2.7	4	2.4	1.2	1.2	1.9	3.1	1.5	

## Highlights of the week

Since the beginning of the pandemic in Feb 2020, a total of **565,727** samples have been tested for COVID-19 through the public laboratories in the country.

In week14-2022, **5,222** samples were tested in public labs, of which **327** samples tested positive for COVID-19 (percent positivity **6**) and **5** new deaths were reported. This represents a **13%** increase in cases and **44%** decrease in deaths, compared to week 13 2022, respectively (**Table 1**).

Cumulatively, **178,154** confirmed cases (overall percent positivity **31.3**) of COVID-19 with **7,676** associated deaths (**case fatality ratio = 4.30%**) have been reported in Afghanistan since Feb 2020.

As of 9<sup>th</sup> April 2022, **90.4** %, cases have recovered.

In week 14, 2022, the highest numbers of COVID-19 cases were reported in the South and Central east regions (**132** and **53** cases, respectively) (**Table 2**). The top five provinces that reported positive cases included Kandahar (**60** cases), Kabul (**36** cases), Nimroz (**29** cases), Nangarhar (**26** cases), and Helmand (**24** cases).

The WHO supported building the in-country capacity for genome sequencing, after training of two national staff on sequencing techniques in Dubai (December 2021). The WHO supported the procurement of the Oxford Nanopore Sequencer with the reagents

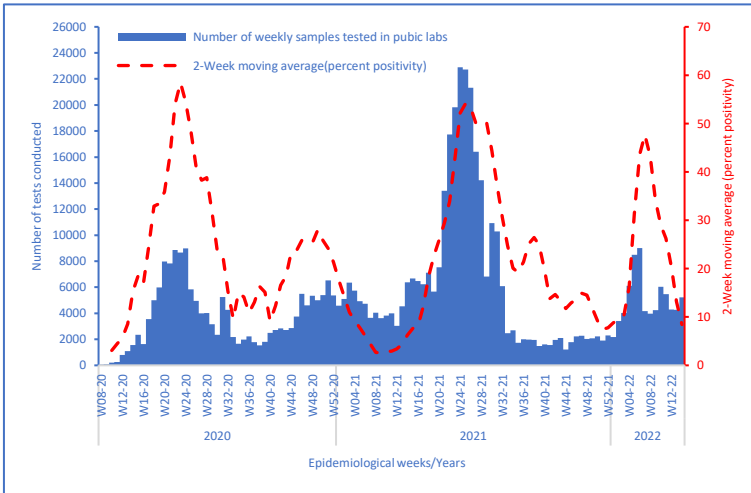
and consumables. Initially, the plan is to conduct genome sequencing for COVID-19, with a plan to expand it to include other high-threat pathogens. The team is currently working on processing the COVID-19 samples for sequencing, the results will be shared when available.

**Table 2: COVID-19 cases by region in Afghanistan, as of week 14, 2022 (3 – 9 Apr 2022)**

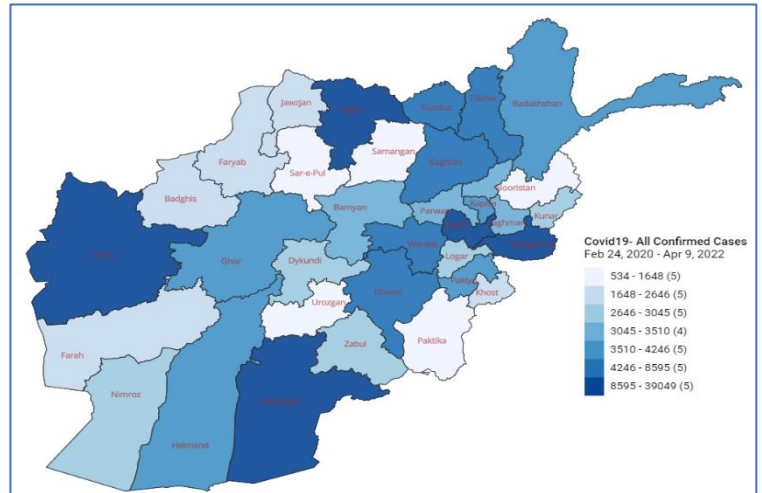
Region	Epi-curve	# of new cases in week 14 (%)	% of change compared to week 13	Cumulative number (%)
Central East		53 (16 %)	96%	48,795 (27.4%)
Central West		15 (5%)	15%	14,795 (8.3%)
East		38 (12%)	-32%	20,445 (11.5%)
North		23 (7%)	15%	14,817 (8.3%)
North East		43 (13%)	-20%	18,726 (10.5%)
South		132 (40%)	42%	21,482 (12.1%)
South East		11 (3%)	-8%	11,650 (6.5%)
West		12 (4%)	-14%	27,444 (15.4%)
National		327 (100%)	13%	178,154 (100%)

Overall, Afghanistan has reported **4,758** confirmed cases and **97** associated deaths among healthcare workers (HCWs) since 2020. To date, Herat, Kabul, Nangarhar, Balkh and Kunar reported the highest number of positive cases among HCWs.

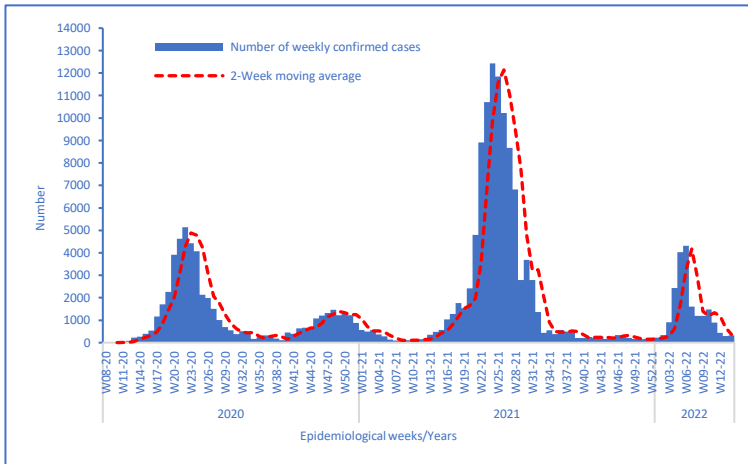
**Figure 1: Number of weekly PCR tests conducted and 2-week moving average of percent positivity in Afghanistan (24 Feb 2020 - 9 Apr 2022)**



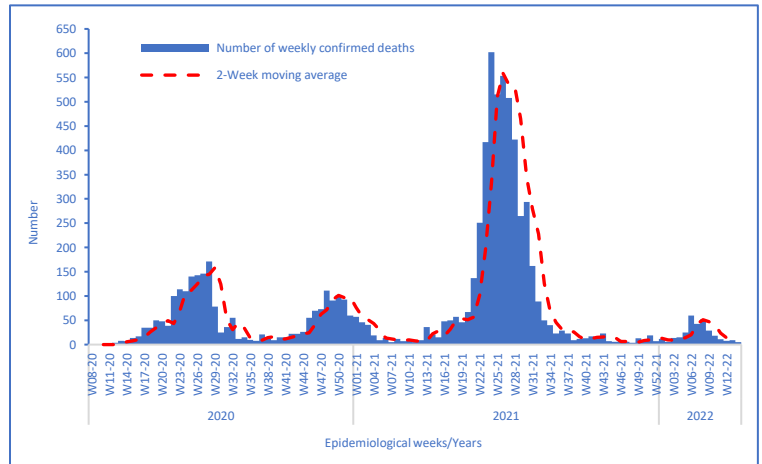
**Figure 2: Geographic distribution of COVID-19 confirmed cases in Afghanistan (24 Feb 2020 - 9 Apr 2022)**



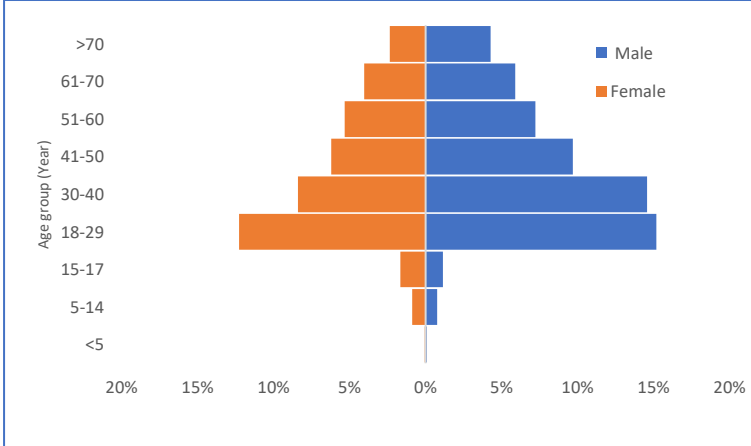
**Figure 3: Weekly distribution of confirmed COVID-19 cases in Afghanistan (24 Feb 2020 - 9 Apr 2022)**



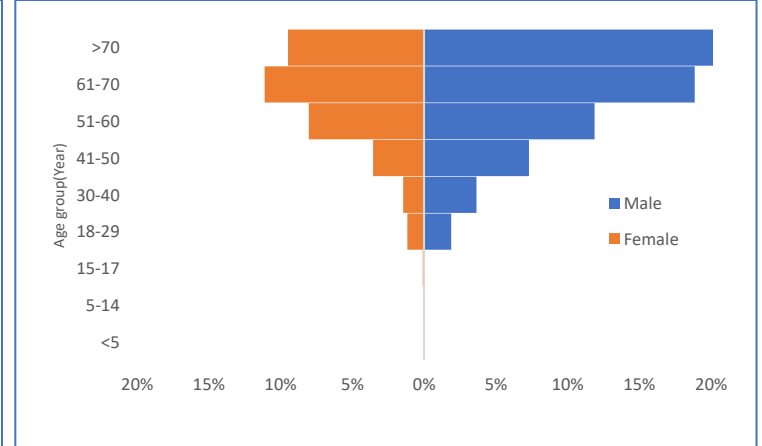
**Figure 4: Weekly distribution of COVID-19 associated deaths in Afghanistan (24 Feb 2020 - 9 Apr 2022)**



**Figure 5: Age & sex distribution of COVID-19 cases in Afghanistan (24 Feb 2020 - 9 Apr 2022)**



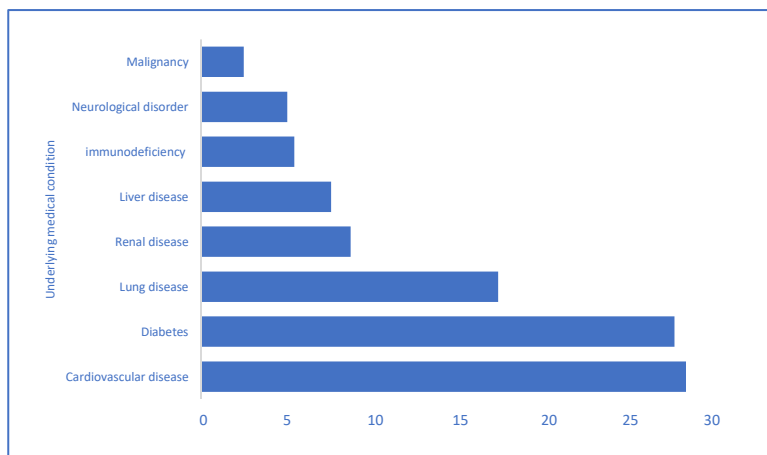
**Figure 6: Age & sex distribution of COVID-19 associated deaths in Afghanistan (24 Feb 2020 - 9 Apr 2022)**



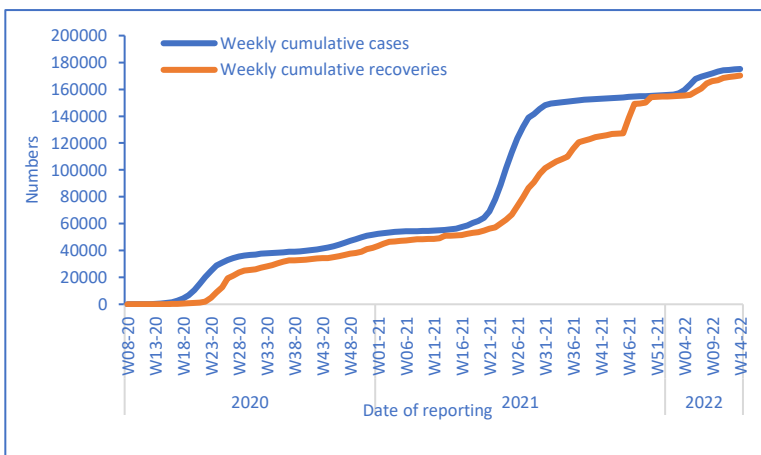
Of the confirmed COVID-19 cases, **58%** have been reported among males and **42%** among females. Majority of cases have been reported among those aged 18-40 years.

Of the COVID-19 associated deaths, **65%** were reported among males and **35%** among females. The trend indicates that most reported deaths were among those aged over 70 years.

**Figure 7: Proportion of underlying medical conditions among COVID-19 associated deaths in Afghanistan, 24 Feb 2020 - 9 Apr 2022 (n=1,718)**




**Figure 8: Weekly cumulative COVID-19 confirmed cases and recoveries in Afghanistan (24 Feb 2020 - 9 Apr 2022)**



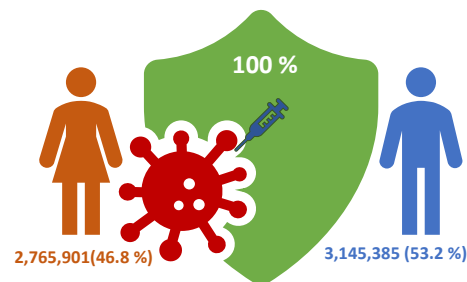
### COVID-19 Vaccination highlights



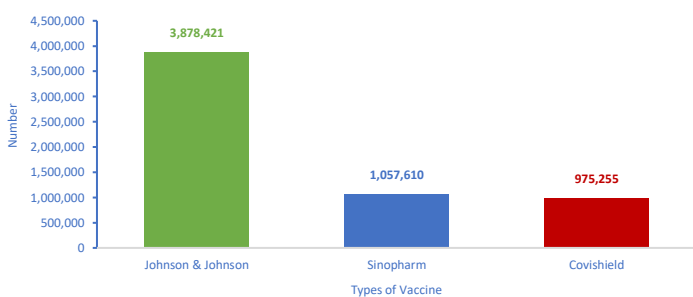
**Figure 9: Distribution of individuals who received at least one dose by target group in Afghanistan, as of 9 Apr 2022**



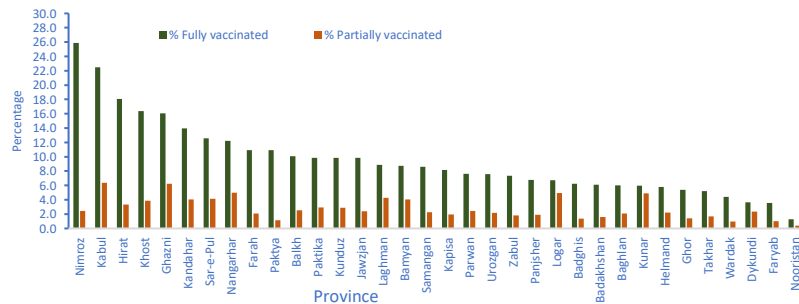
**Figure 10: Distribution of administered doses by gender in Afghanistan, as of 9 Apr 2022**



**Figure 11: Vaccination doses administered by vaccine type, as of 9 Apr 2022**



**Figure 12: Proportion of fully & partially vaccinated individuals by province in Afghanistan, as of 9 Apr 2022**



**Contacts for further information:**

- Dr. Mohamed Moustafa Tahon: Epidemiologist WHE, WHO-CO, (tahonm@who.int)
  - Hafizullah Safi : Data Management Officer WHO-CO (safih@who.int)
- Total population: 39,269,174 (Ref: UN estimation, AFG\_CMYP\_2022)  
 Data source: DHIS2-MoPH-Afghanistan, Public dashboard: <http://covid.moph-dw.org/#/>