



# COVID-19 Epidemiological Bulletin Afghanistan

Epidemiological Week 32 (7-13 Aug 2022)

<b>Cumulative samples tested</b> <b>665,652</b> In public laboratories only	<b>Cumulative confirmed cases</b> <b>189,138</b> Cumulative percent positivity (28.4%)	<b>Cumulative confirmed deaths</b> <b>7,759</b> CFR (4.1%)
<b>New samples tested in week 32</b> <b>7,651</b> ↓ 11 % In public laboratories only	<b>New confirmed cases in week 32</b> <b>1,587</b> ↓ 11 % Weekly percent positivity (21%)	<b>New confirmed deaths in week 32</b> <b>6</b> ↑ 20 % Weekly CFR (0.4%)

Key: ↑ increasing ↓ decreasing ● no change

**Table 1: Summary of COVID-19 indicators in the last 8 weeks in Afghanistan (19 Jun – 13 Aug 2022)**

Indicators	W25-22	W26-22	W27-22	W28-22	W29-22	W30-22	W31-22	W32-22	Epi-curve
Samples tested (in public Labs)	5,572	7,207	4,468	2,160	6,438	5,507	8,605	7,651	
Confirmed cases	498	566	531	352	1,055	1,103	1,776	1,587	
Percent positivity (%)	9	8	12	16	16	20	21	21	
Confirmed deaths	4	7	4	3	7	10	5	6	
CFR (%)	0.8	1.2	0.8	0.9	0.7	0.9	0.3	0.4	

## Highlights of the week

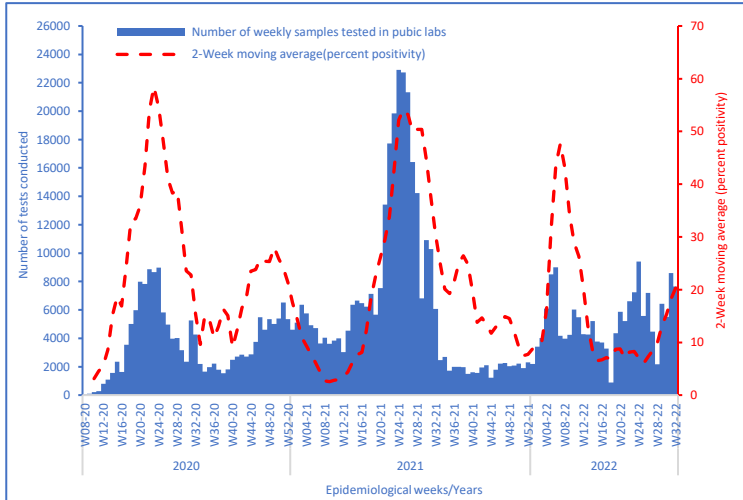
- Since the beginning of the pandemic in Feb 2020, a total of **665,652** samples have been tested for COVID-19 through the public laboratories in the country.
- In week 32-2022, **7,651** samples were tested in public labs, of which **1,587** samples tested positive for COVID-19 (percent positivity **21**) and **6** new deaths were reported. This represents **11%** decrease in cases and **20%** increase in deaths, respectively, compared to week 31-2022, (Table 1).
- Cumulatively, **189,138** confirmed cases (overall percent positivity **28.4**) of COVID-19 with **7,759** associated deaths (**case fatality ratio = 4.1%**) have been reported in Afghanistan since Feb 2020.
- As of 13<sup>th</sup> Aug 2022, **89.5 %**, of cases have recovered.
- In week 32-2022, 4 out of 8 regions reported decrease in the number of newly reported cases during week 32 compared to week 31 (Table 2). The top five provinces that reported positive cases included Parwan (**213** cases), Kabul (**182** cases), Nangarhar (**143** cases), Wardak (**138** cases), and Kunduz (**100** cases).
- The WHO supported building the in-country capacity for genome sequencing, after training of two national staff on sequencing techniques in Dubai (December 2021). The WHO supported the procurement of the Oxford Nanopore Sequencer with the reagents and consumables. Initially, the plan is to conduct genome sequencing for COVID-19, with a plan to extend it to include other high-threat pathogens. The team is currently working on processing the COVID-19 samples for sequencing, the results will be shared when available.

**Table 2: COVID-19 cases by region in Afghanistan, as of week 32, 2022 (7-13 Aug 2022)**

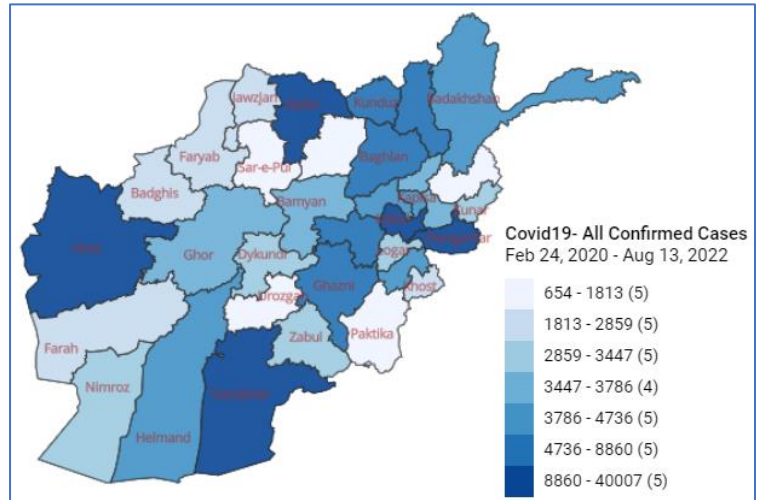
Region	Epi-curve	# of new cases in week 32 (%)	% of change compared to week 31	Cumulative number (%)
Central East		268 (17%)	-21%	50,955 (27.0%)
Central West		423 (27%)	-16%	16,892 (8.9%)
East		255 (16%)	39%	22,410 (11.8%)
North		106 (7%)	-34%	15,646 (8.3%)
North East		345 (22%)	-28%	21,032 (11.1%)
South		118 (7%)	87%	22,188 (11.7%)
South East		56 (4%)	47%	12,354 (6.5%)
West		16 (1%)	14%	27,661 (14.7%)
National		1,587 (100%)	-11%	189,138 (100%)

- In week 32-2022, 1 new case have been reported among health care workers from Kabul province.
- There has been no new death reported among HCWs.
- Overall, Afghanistan has reported **4,782** confirmed cases and **97** associated deaths among healthcare workers (HCWs) since 2020. To date, Herat, Kabul, Nangarhar, Balkh and Kunar reported the highest number of positive cases among HCWs.

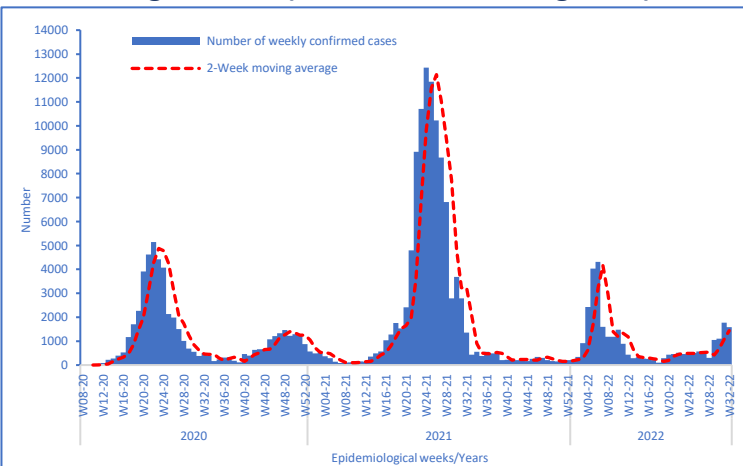
**Figure 1: Number of weekly PCR tests conducted and 2-week moving average of percent positivity in Afghanistan (24 Feb 2020 – 13 Aug 2022)**



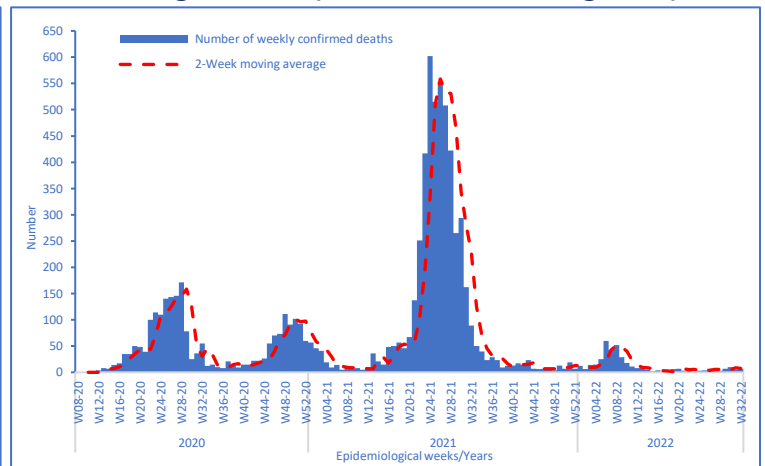
**Figure 2: Geographic distribution of COVID-19 confirmed cases in Afghanistan (24 Feb 2020 - 13 Aug 2022)**



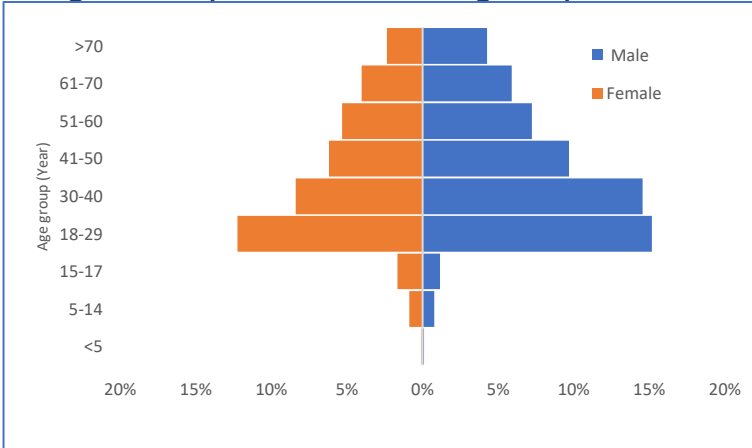
**Figure 3: Weekly distribution of confirmed COVID-19 cases in Afghanistan (24 Feb 2020 - 13 Aug 2022)**



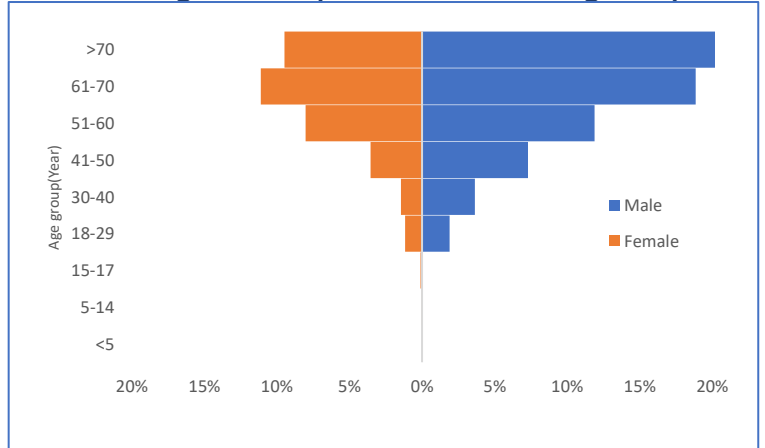
**Figure 4: Weekly distribution of COVID-19 associated deaths in Afghanistan (24 Feb 2020 - 13 Aug 2022)**



**Figure 5: Age & sex distribution of COVID-19 cases in Afghanistan (24 Feb 2020 - 13 Aug 2022)**



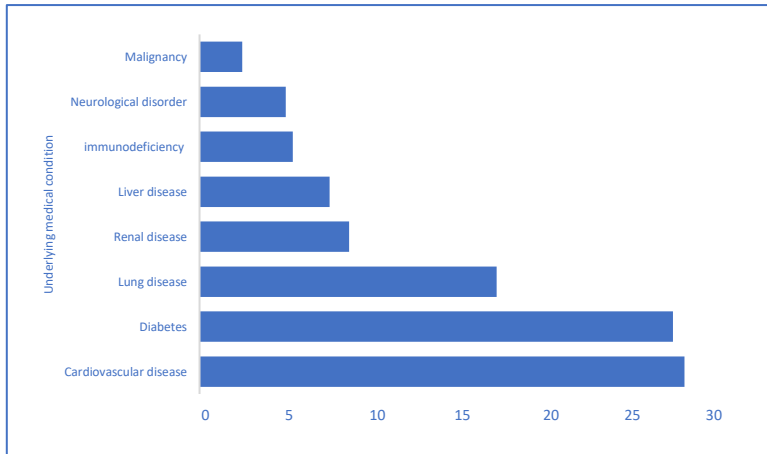
**Figure 6: Age & sex distribution of COVID-19 associated deaths in Afghanistan (24 Feb 2020 - 13 Aug 2022)**



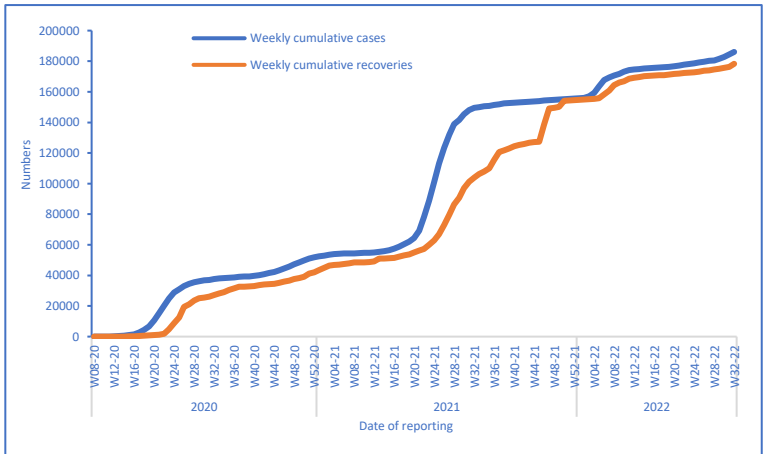
- Of the confirmed COVID-19 cases, **58%** have been reported among males and **42%** among females. Majority of cases have been reported among those aged 18-40 years.

- Of the COVID-19 associated deaths, **65%** were reported among males and **35%** among females. The graph indicates that most reported deaths were among those aged over 70 years.

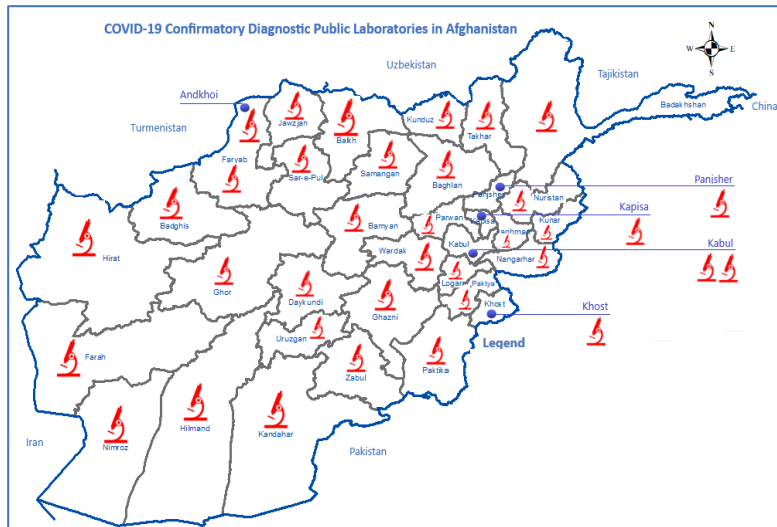
**Figure 7: Proportion of underlying medical conditions among COVID-19 associated deaths in Afghanistan, 24 Feb 2020 - 13 Aug 2022 (n=1,886)**



**Figure 8: Weekly cumulative COVID-19 confirmed cases and recoveries in Afghanistan (24 Feb 2020 - 13 Aug 2022)**



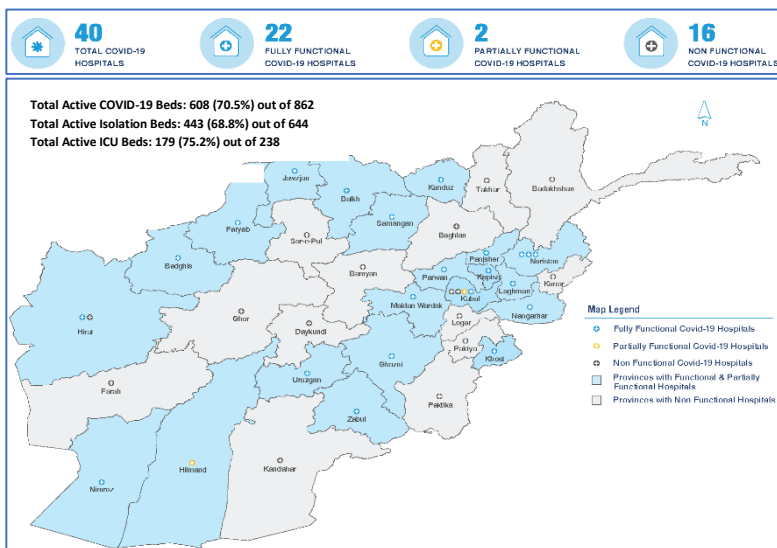
**Figure 9: COVID-19 confirmatory diagnostic public laboratories in Afghanistan, as of 13 Aug 2022**



**Laboratory functionality updates:**

- WHO has supported the establishment of COVID-19 laboratories since the start of the pandemic. The support included the provision of diagnostic equipment, infrastructure, capacity building and human resources.
- As of 13 Aug 2022, there are 36 out of 37 COVID-19 laboratories functional across 34 provinces.
- The testing capacity is 9,200 tests/24 hours.
- Recently the WHO supported 14 GeneXpert PCR machines in 12 provinces with an average capacity of 1000 tests per day.

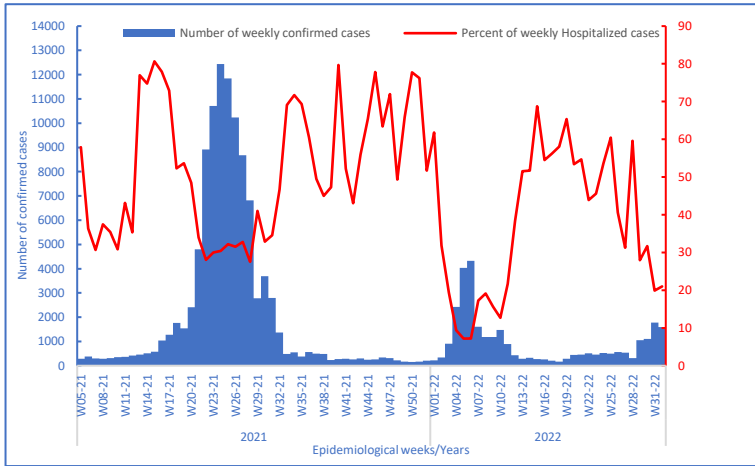
**Figure 10: COVID-19 hospitals status run by MoPH and other partners in Afghanistan, as of 13 Aug 2022**



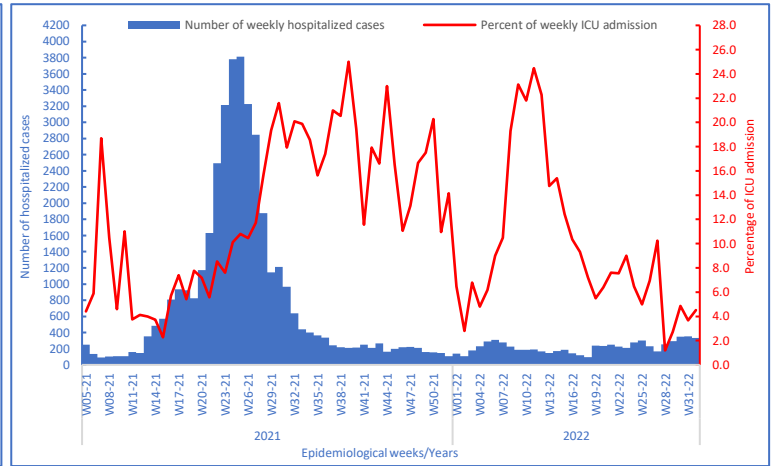
**Integration of COVID-19 services into the current system**

- Since the start of the pandemic, 40 COVID-19 hospitals were established in almost all provinces with number of beds ranging between 20 to 100.
- Since the beginning of 2022, there was a decrease in the COVID-19 incidence with low hospitalization rate in designated hospitals.
- The current bed occupancy rate (BOR) is around 50.2
- After discussion with the de facto MOPH, there was an agreement on the integration of the COVID-19 into the currently existing public hospitals. The integration process has started with a joint comprehensive assessment.
- The assessment will enable health sector to identify the current status of COVID-19 hospitals in the country and recommend integration options.
- The assessment has been completed and the findings will be shared when available.

**Figure 11: Percentage of hospitalized cases out of all COVID-19 confirmed cases in Afghanistan as of 13 Aug 2022**



**Figure 12: Percentage of ICU admissions out of all COVID-19 hospitalized cases in Afghanistan as of 13 Aug 2022**



## COVID-19 Vaccination highlights



Figure 13: Distribution of individuals who received at least one dose by target group in Afghanistan, as of 13 Aug 2022

Figure 14: Distribution of administered doses by gender in Afghanistan, as of 13 Aug 2022

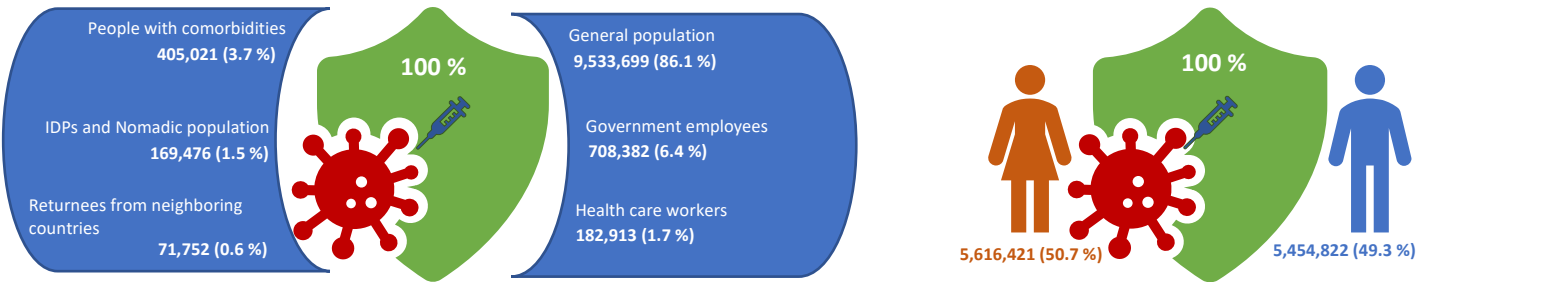


Figure 15: Proportion of fully & partially vaccinated individuals by province in Afghanistan, as of 13 Aug 2022

## COVID-19 vaccination campaign

- Currently, there are 347 fixed sites supported by WHO, UNICEF, CORDAID and Swedish Committee.
- A countrywide vaccination campaign has been started on 16th July 2022 with the help of 1,390 mobile teams and will continue for one month
- The target population is 4.8 million over 18 years old in all 34 provinces.
- Between 16 July - 13 Aug 2022, more than 4.3 M individuals have been vaccinated through the campaigns.
- About 55.1% of the doses were received by females.
- The highest number of vaccine doses were administered in Nangarhar (430,602), Hirat (385,103), and Balkh (209,436).

### Contacts for further information:

- Dr. Mohamed Moustafa Tahon: Epidemiologist WHE, WHO-CO, (tahonm@who.int)
  - Hafizullah Safi : Data Management Officer WHO-CO (safih@who.int)
- Total population: 39,269,174 (Ref: UN estimation, AFG\_CMYP\_2022)  
Data source: DHIS2-MoPH-Afghanistan, Public dashboard: <http://covid.moph-dw.org/#/>