



Disease Outbreaks	AWD (May 22 –Jan 23)	COVID-19 (Feb 20-Jan 23)	Measles (Jan 22-Jan 23)	Dengue fever (Jun 22-Jan 23)	CCHF (Jan 22-Jan 23)	Pertussis (Jan 22-Jan 23)
Cumulative Cases (Data from 613 surveillance sentinel sites)	245,509	207,810	77,808	1,275	389	1,034
Deaths "CFR (%)"	87 (0.04)	7,852 (3.8)	392 (0.5)	2 (0.2)	15 (3.8)	15 (1.5)

Acute Watery Diarrhea (AWD) with Dehydration Outbreak (01 May 2022 to 07 Jan 2023)

Table 1 summary of the AWD with Dehydration outbreak in the last eight weeks (13 Nov 2022 – 07 Jan 2023)

Indicators	W-46	W-47	W-48	W-49	W-50	W-51	W-52	W01-23	Epi-curve
Suspected cases	3,734	3,443	3,983	3,700	3,488	2,829	2,789	2,940	
Deaths	2	1	3	2	0	1	1	0	
CFR (%)	0.05	0.03	0.08	0.05	0.00	0.04	0.04	0.00	
% Change cases	-16.1	-7.8	15.7	-7.1	-5.7	-18.9	-1.4	5.4	

- Out of 245,509 cases, 136,045 (55.4%) children below 5 years and 122,597 (49.9%) were females.
- A total of 2,639 samples were tested for AWD.
- The first few cases of AWD with dehydration were reported to

the National Disease Surveillance and Response System (NDSR), MoPH and WHO on 04 May 2022 from Kandahar city of Kandahar province and spread to 175 districts in all 34 provinces.

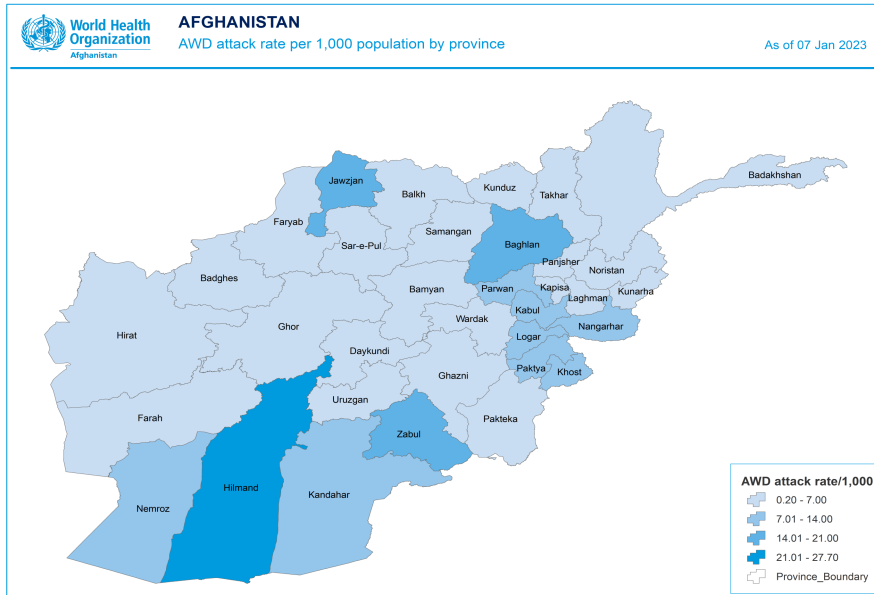


Figure 1. AWD with dehydration attack rate per 1,000 population by province in Afghanistan, May 2022-

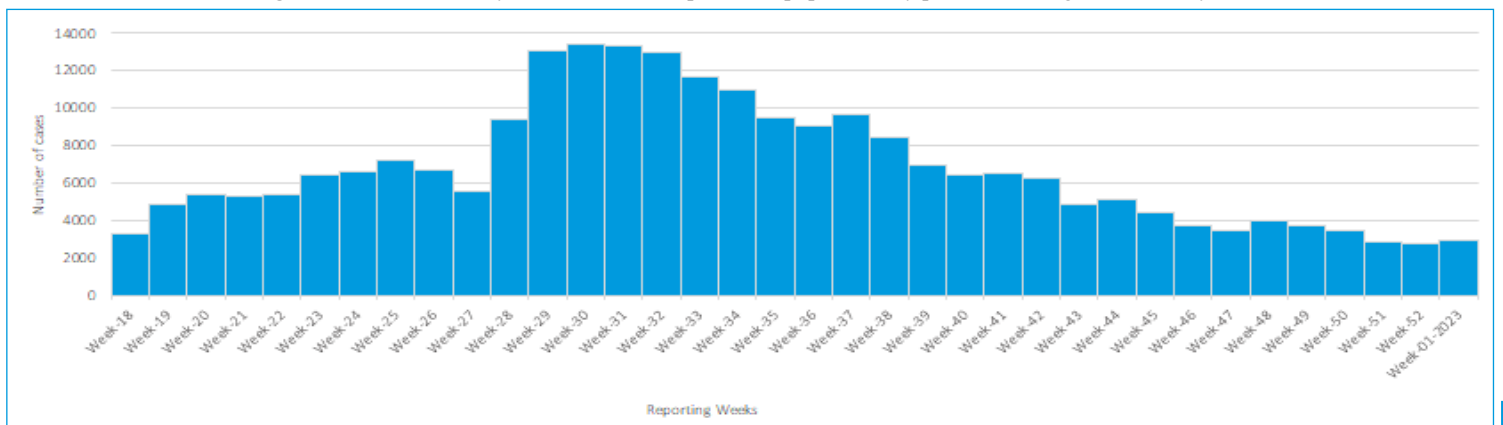


Figure 2. Weekly distribution of AWD with dehydration cases in Afghanistan May 2022-Jan 2023 (N=245,509)

Response to the AWD outbreak

Leadership and Coordination

- Health and WASH cluster partners coordination meeting was conducted recently and the AWD preparedness and response plan will be revised and updated for 2023.
- Emergency and Preparedness Response Committees (EPR) are active at the provincial level.

Surveillance

- Surveillance support teams (SSTs) are actively participating in outbreak investigation and response activities in 34 provinces.
- As part of the pilot implementation of event based surveillance (EBS), a total of 836 community health supervisors (CHSs) and medical officers have been trained on procedures of EBS in 6 provinces.
- Supervisory visits have been conducted in different provinces to strengthen early detection and timely response to AWD outbreaks.

Case Management

- Since the beginning of the outbreak in May 2022, a total of 1,681 HCWs have been trained on AWD case management in 34 provinces.

Laboratory and Supplies

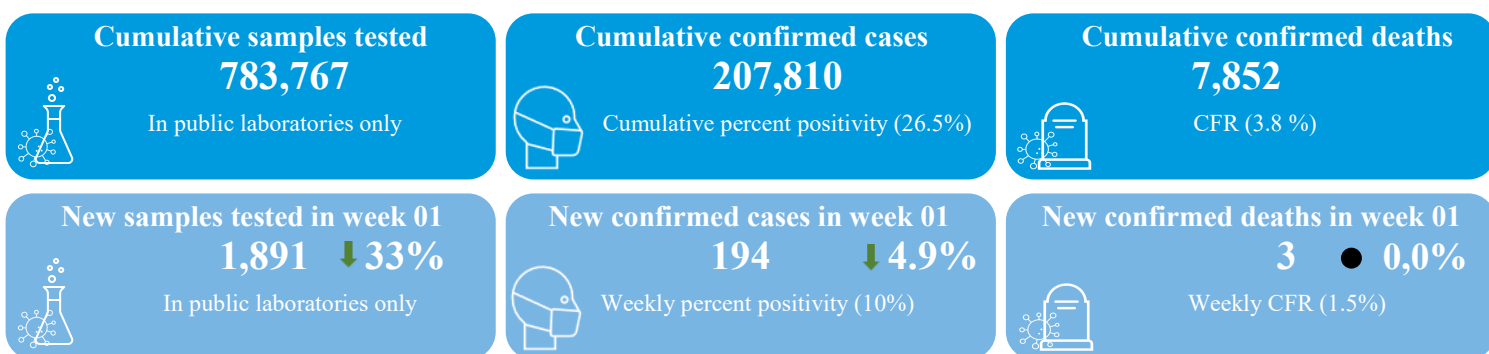
- During the last week, 34 AWD investigation and 34 RDT kits were supplied to all 34 provinces.
- 5 central AWD case management kits were distributed to Paktia, Paktika, Ghazni, Nuristan and Kunduz provinces (One kit/ province) to support AWD case management.

- 700 Cary Blairs were distributed to Kabul, Balkh, Kandahar and Nangarhar provinces to support sample collection and transportation.
- 5 AWD investigation kits were distributed to Kabul NDSR office for supporting the AWD investigation.
- Overall, since the beginning of the outbreak between May and 31 December 2022, more than 500 AWD case management kits and more than 1,000 investigation kits (Cary Bliars & RDTs) were distributed to all outbreak affected areas.

WASH and RCCE

- A total of 4,400 wells were chlorinated to provide clean water to 148,000 individuals in 5 provinces.
- In Taloqan district of Takhar province, water supply system was rehabilitated to provide safe water for more than 4,000 individuals.
- In 5 provinces, emergency latrines were installed and rehabilitated to provide sanitation and hygienic facility for 4,500 individuals.
- Overall, around 6,500 hygiene Kits were distributed to provide facility for hygienic practice to 35,700 individuals in 6 provinces.
- Hygiene promotion campaigns were conducted to increase awareness of hygienic practices for more than 133,000 individuals in 12 provinces.
- RCCE sessions were provided to more than 265,000 individuals in 13 provinces for the promotion of hygiene and sanitation.

COVID-19 (24 Feb 2020 – 07 Jan 2023)



Key: ↑ increasing ↓ decreasing ● no change

COVID-19 Vaccination highlights



Total population: 39,269,174(Ref: UN estimation, AFG CMYP 2022)

Table 2: Summary of COVID-19 indicators in the last 8 weeks in Afghanistan (13 Nov 2022 - 07 Jan 2023)

Indicators	W46-22	W47-22	W48-22	W49-22	W50-22	W51-22	W52-22	W01-23	Epi-curve
Samples tested (in public Lab)	4,655	4,196	5,370	4,177	4,192	3,979	2,834	1,891	
Confirmed cases	657	474	573	439	372	365	204	194	
Percent positivity (%)	14	11	11	11	9	9	7	10	
Confirmed deaths	3	1	1	6	5	1	3	3	
CFR (%)	0.5	0.2	0.2	1.4	1.3	0.3	1.5	1.5	

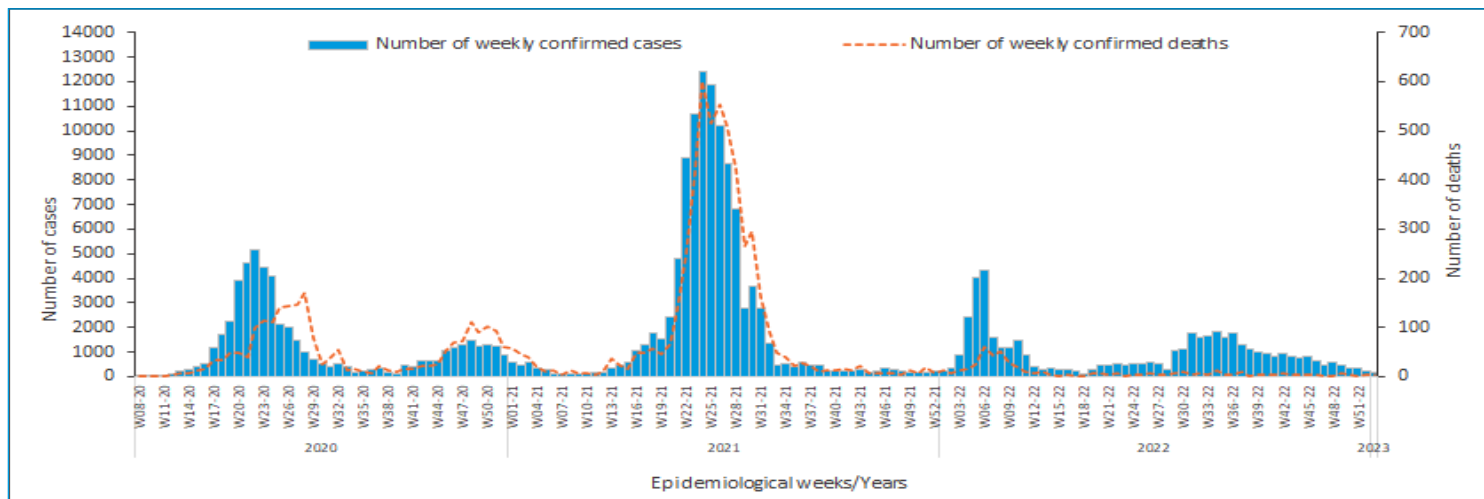


Figure 3: Weekly distribution of confirmed COVID-19 cases and deaths in Afghanistan (Feb 2022 - Jan 2023)

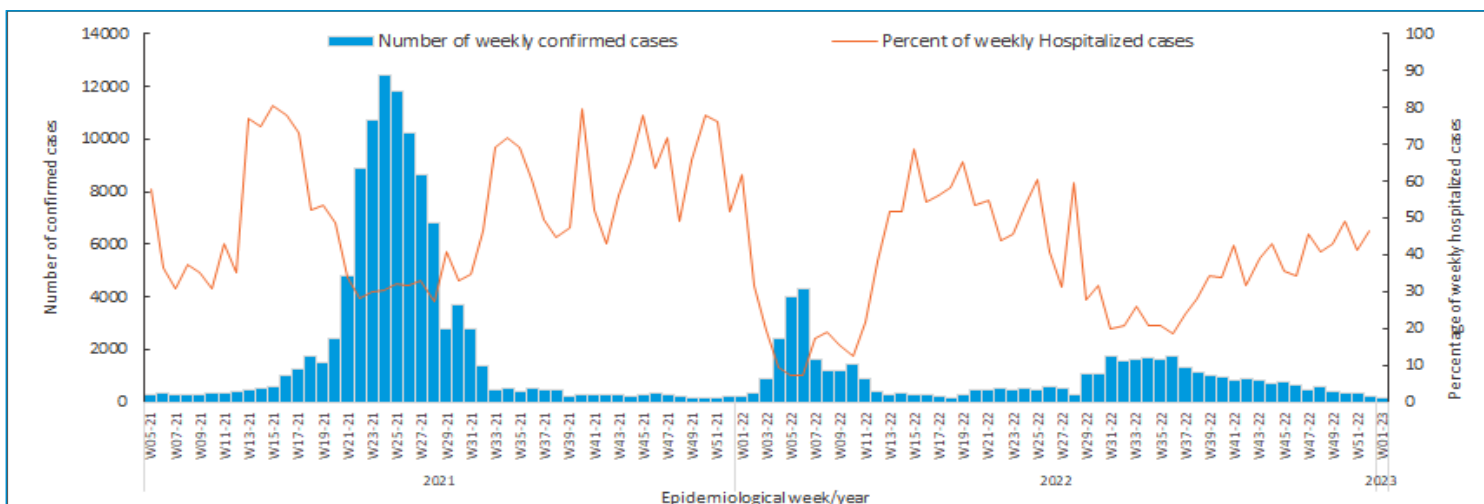


Figure 4: Weekly proportion of hospitalized cases out of new COVID-19 confirmed cases in Afghanistan as of (24 Feb 2020– Jan 2023)

The increase in the percentage of hospitalization among confirmed COVID-19 cases could be explained by the fact that mild-moderate cases no longer seek medical advice, as seen by the reduced testing (Table 2) and hence figure #4 is limited to the more severe cases.

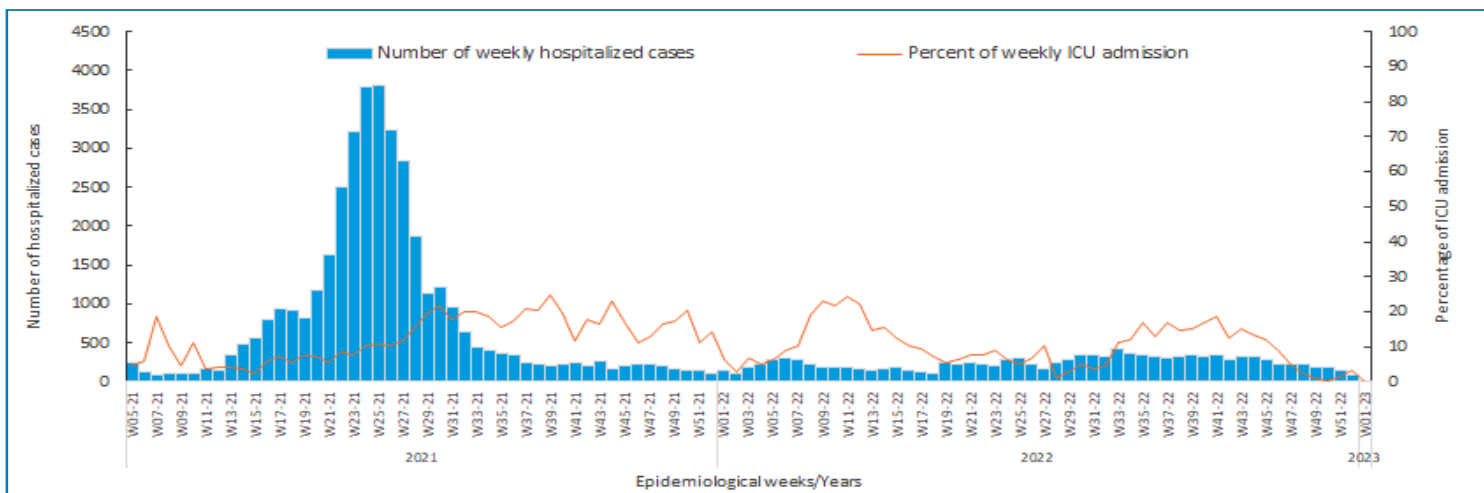


Figure 5: Weekly proportion of ICU admissions out of newly hospitalized COVID-19 cases in Afghanistan as of (24 Feb 2020– Jan 2023)

Measles outbreak (01 Jan 2022 to 07 Jan 2023)









 77,808 Total cases	 392 Total deaths	 9,867 Samples tested	 5,787 Lab confirmed cases	 58.7% Test positivity ratio
---------------------------------------------------------------------------------------------------------------	--------------------------------------------------------------------------------------------------------------	------------------------------------------------------------------------------------------------------------------	-----------------------------------------------------------------------------------------------------------------------	---------------------------------------------------------------------------------------------------------------------------

Table 3 summary of the measles outbreak in the last eight weeks (13 Nov 2022 – 07 Jan 2023)

Indicators	W-46	W-47	W-48	W-49	W-50	W-51	W-52	W-01-23	Epi-curve
Suspected cases	556	679	636	568	699	608	685	588	
Deaths	2	3	0	0	1	2	1	3	
CFR (%)	0.36	0.44	0.00	0.00	0.14	0.33	0.15	0.51	
% Change cases	2.2	22.1	-6.3	-10.7	23.1	-13.0	12.7	-14.2	

- Out of 3 new reported deaths, all were female and children below 5. The deaths were reported from 2 provinces (Helmand and Nangarhar).
- Out of the total 77,808 cases, 60,105 (77.2%) were children below 5 and 37,945 (48.8%) were females.

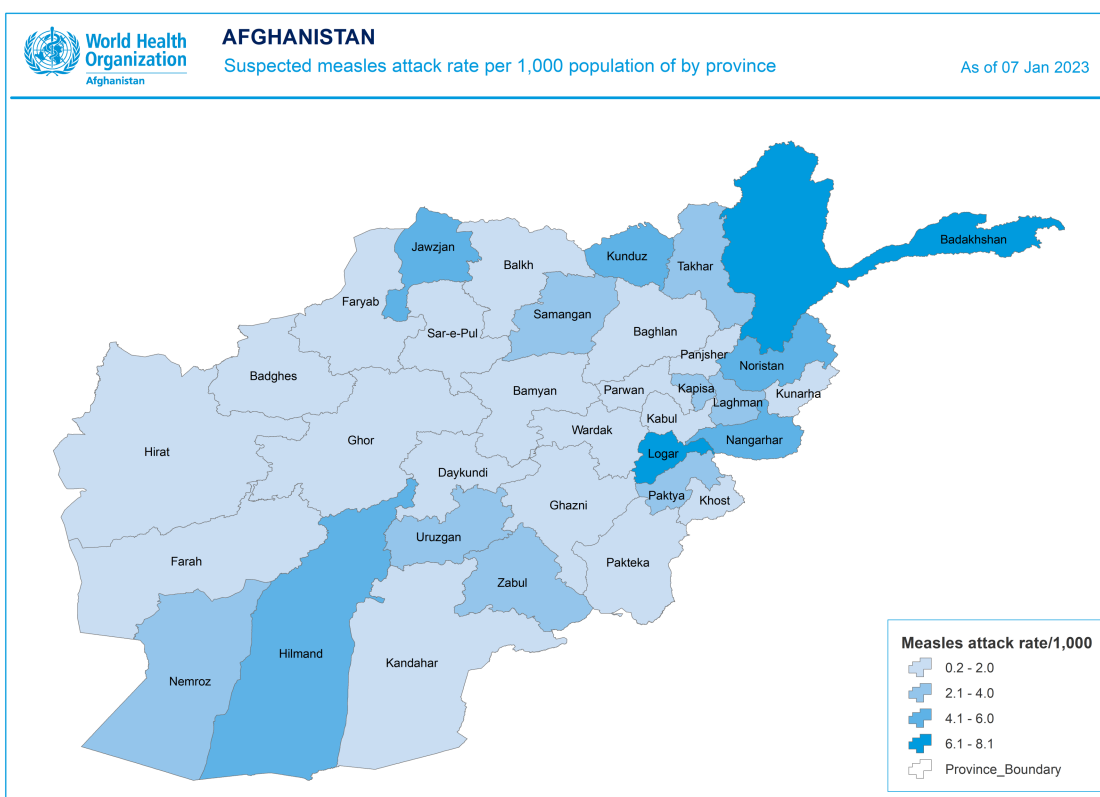


Figure 6. Suspected measles attack rate per 1,000 population of by province in Afghanistan Jan 2022– Jan 2023 (N=77,808).

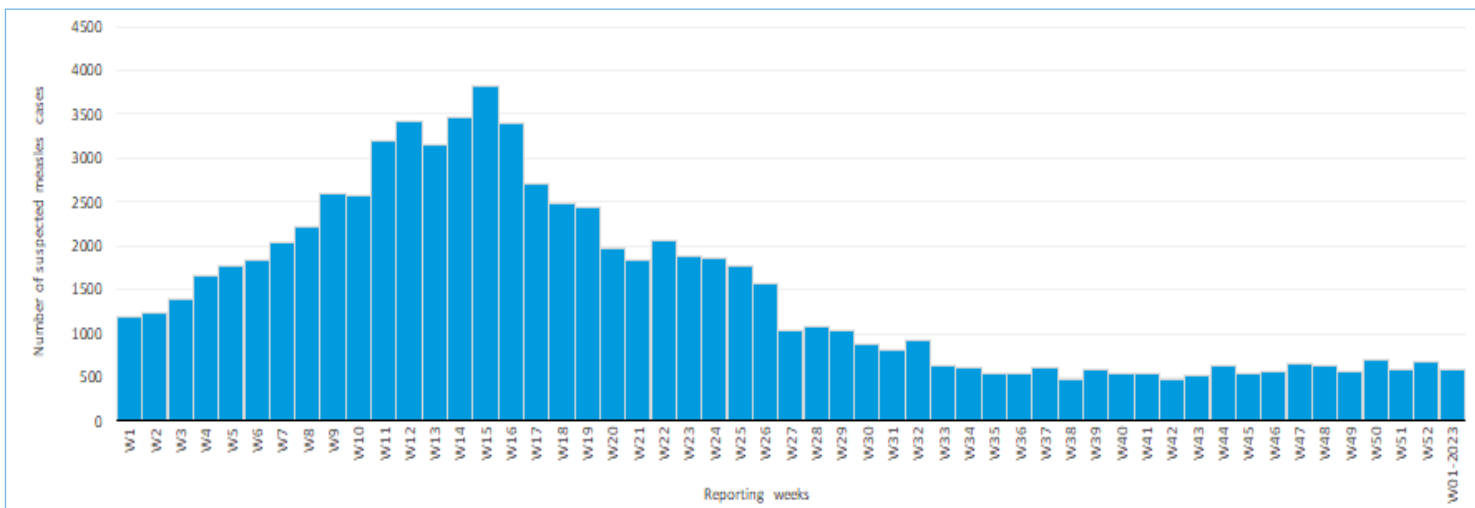


Figure 7. Weekly distribution of suspected measles cases in Afghanistan, Jan– 2022 to 7 Jan 2023 (N=77,808)

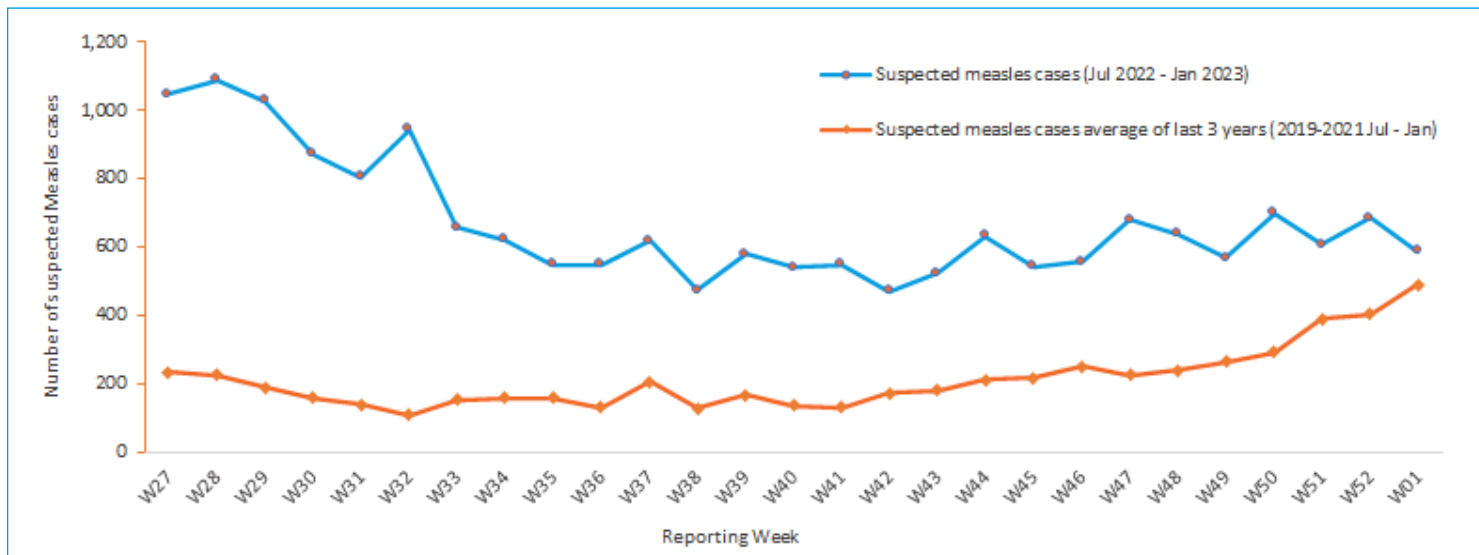


Figure 8. Weekly distribution of suspected and confirmed measles cases in Afghanistan, Jan– Dec 2022

The curve for the average of last three years shows increase in the number of suspected measles cases in the winter season (after W-42), however, curve of 2022-2023 does not show significant increase (after W-42), which could be explained by the reduction in the number of susceptible children to measles and increased number of immunized children due to recent measles vaccination campaigns.

Response to the measles outbreak

- The national measles immunization campaign was conducted during 26 Nov-12 Dec-2022; immunizing 5.3 million children aged 9-59 months in 329 planned districts of 34 provinces across the country (almost 99% admin coverage).
- Since December 2021, around 11 million children (aged between 6 months to 14 years) have been vaccinated through 5 different measles outbreak response and national immunization campaigns in 34 provinces.
- A total of 593 measles kits have been supplied to 28 provinces in 7 regions across the country to support case management.

Dengue Fever Outbreak (01 Jun 22 to 07 Jan 2023)

1.275 Total cases
 2 Total deaths
 470 Samples tested
 383 Lab confirmed cases
 81.5% Test positivity ratio

Table 4 summary of the Dengue fever outbreak in the last eight weeks (06 Nov 2022 – 07 Jan 2023)

Indicators	W-46	W-47	W-48	W-49	W-50	W-51	W-52	W-01-23	Epi-curve
Suspected cases	73	72	106	46	36	12	9	9	
Deaths	0	0	0	0	0	0	0	0	
CFR (%)	0.00	0.00	0.00	0.00	0.00	0.00	0.00	0.00	
% Change cases	-55.5	-1.4	47.2	-56.6	-21.7	-66.7	-25.0	0.0	

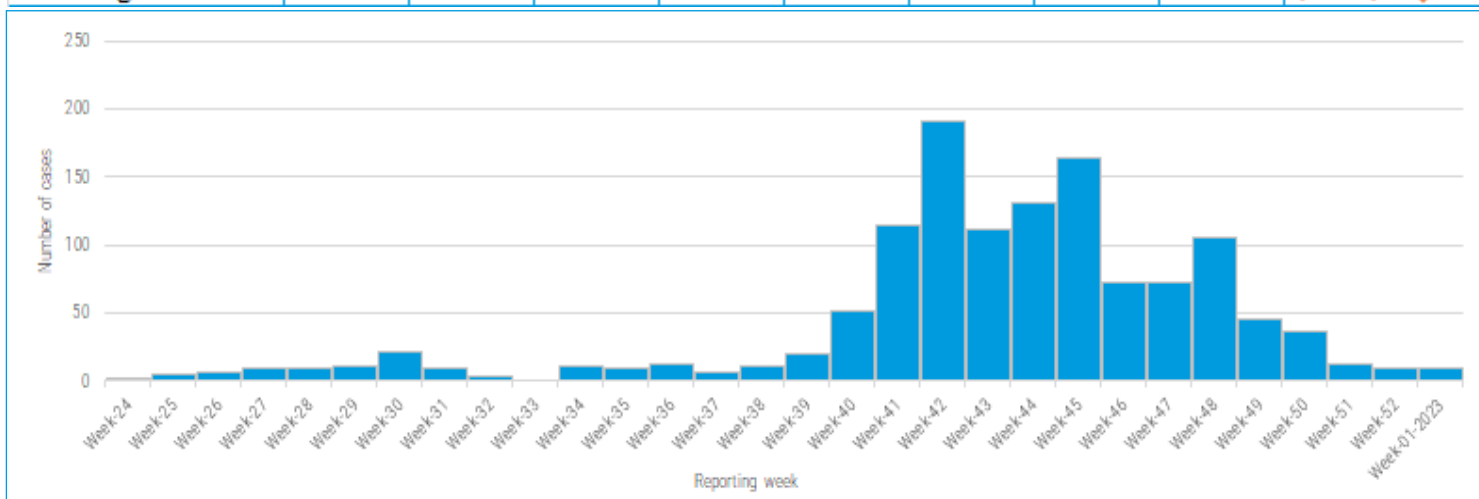
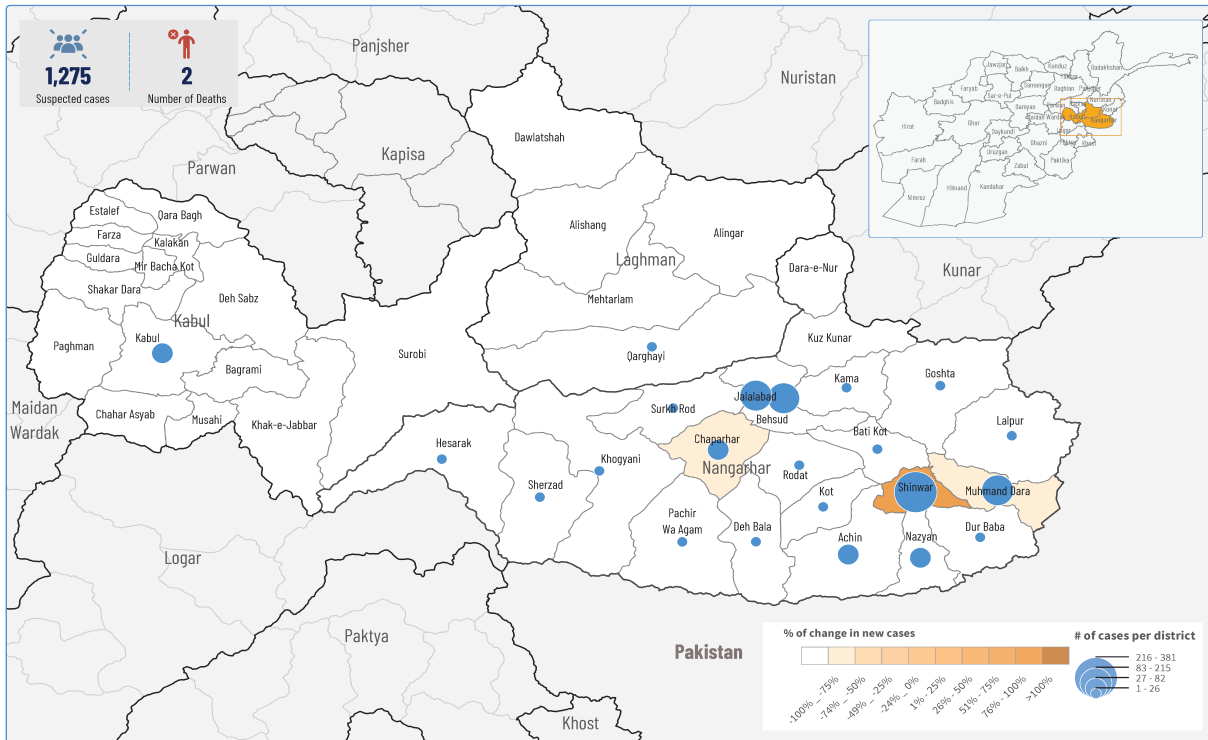


Figure 9. Weekly distribution of dengue fever cases in Afghanistan Jun 2022 - Jan 2023 (N=1,275)



Geographical distribution of suspected dengue fever cases in Afghanistan and weekly percent of changes
(between weeks 52 ,2022 and 1, 2023)



The boundaries and names shown and the designations used on this map do not imply the expression of any opinion whatsoever on the part of the World Health Organization (WHO) concerning the legal status of any country, territory, city or area or of its authorities, or concerning the delimitation of its frontiers or boundaries, the lines on map represent approximate border lines for which there may not yet be full agreement. Sources: MoPH, WHO, AGCHO. Creation date: 7 January 2023.

Figure 10. Hotspot areas of dengue fever cases and percent change of new cases in Afghanistan, Jun 2022 - Jan 2023 (N=1,275)

Response to the dengue fever outbreak

- During the last week, a task force committee meeting on dengue outbreak preparedness and response was conducted in Nangarhar province on 04 Jan 2023.
- A total of 9 PCR kits (one in last week) has been delivered to the Nangarhar reference lab (RL) to support the case confirmation of diagnosis among suspected dengue cases.
- Overall, 1,000 Kgs of larvicides have been released and distributed to Nangarhar sub-office to support dengue fever vector control activities.
- A task force committee is coordinating the dengue fever outbreak response activities with the active participation of PPHD, WHO, NDSR, vector control program, BPHS and EPHS implementers in the outbreak affected areas.
- Surveillance support teams and entomology teams continue to do their work after receiving on-the-job training.
- Health education sessions were conducted in two villages, among those identified as hotspot areas; the main message was to raise public awareness regarding source reduction activities as well as how to protect themselves from being infected.

CCHF outbreaks (Jan 2022-Jan 2023)

389 Total cases
 15 Total deaths
 261 Samples tested
 103 Lab confirmed cases
 39.5% Test positivity ratio

Table 5 summary of the CCHF outbreak in the last eight weeks (13 Nov 22 – 07 Jan 2022)

Indicators	W-46	W-47	W-48	W-49	W-50	W-51	W-52	W01-23	Epi-curve
Suspected cases	6	4	0	0	2	2	1	0	
Deaths	0	0	0	0	0	0	0	0	
CFR (%)	0.00	0.00	0.00	0.00	0.00	0.00	0.00	0.00	
% Change cases	200.0	-33.3	-100.0	0.0	0.0	0.0	-50.0	-100.0	

CCHF Highlight:

- Out of 389 cases, 302 (77.4%) were males and all were over five years of age.
- The total number of CCHF associated deaths remained at 15 (Kabul (5), Hirat (3), Takhar (2), Kapisa (2), Nangarhar (2) and Badghis (1)).



AFGHANISTAN
Hotspots of Crimean-Congo Hemorrhagic Fever (CCHF) Outbreak

As of 7 January 2023

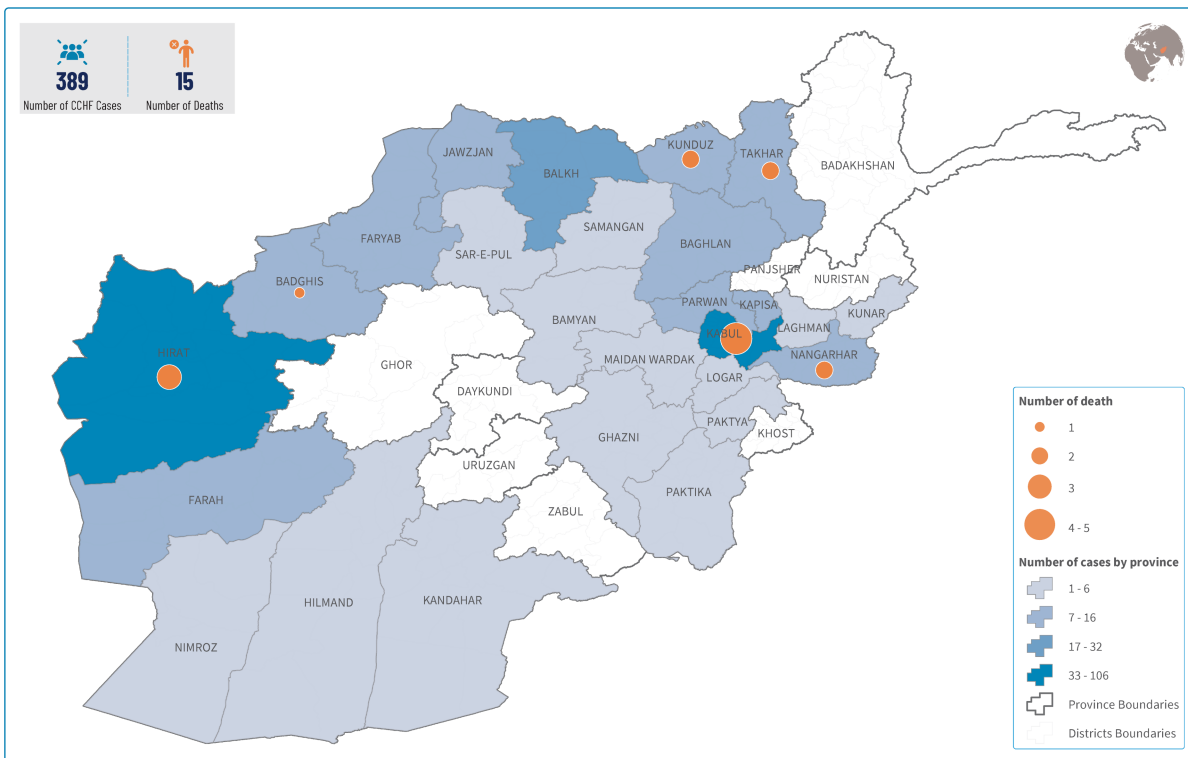


Figure 11. Hotspot areas of CCHF cases in Afghanistan, Jan 2022-Jan 2023

Suspected pertussis outbreaks (Jan 2022-Jan 2023)

1,275 Total cases **15** Total deaths

Table 6 summary of the suspected pertussis outbreak in the last eight weeks (13 Nov 22 – 07 Jan 2023)

Indicators	W-46	W-47	W-48	W-49	W-50	W-51	W-52	W01-23	Epi-curve
Suspected cases	27	26	46	34	30	26	21	38	
Deaths	0	0	0	0	0	0	0	0	
CFR (%)	0.00	0.00	0.00	0.00	0.00	0.00	0.00	0.00	
% Change cases	80.0	-3.7	76.9	-26.1	-11.8	-13.3	-19.2	81.0	

Pertussis Highlight:

- Out of the total 1,034 cases, 709 (68.6%) were children below 5 years and 491 (47.5%) were females.

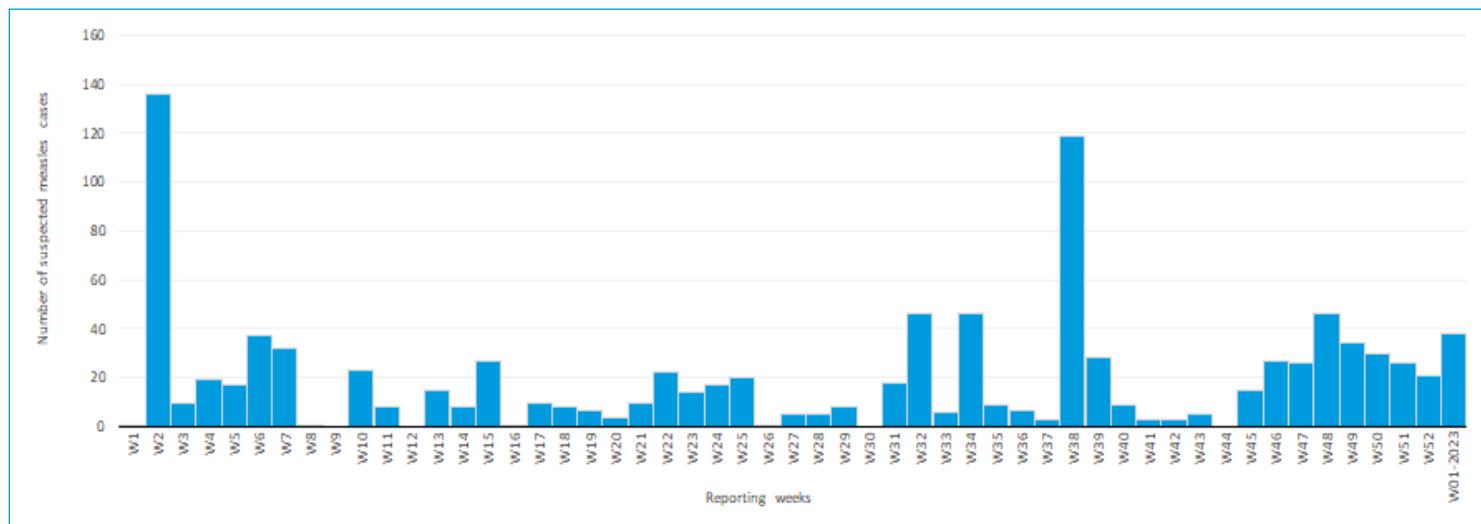


Figure 12. Weekly distribution of suspected measles cases in Afghanistan, Jan– 2022 to 7 Jan 2023 (N=1,034)

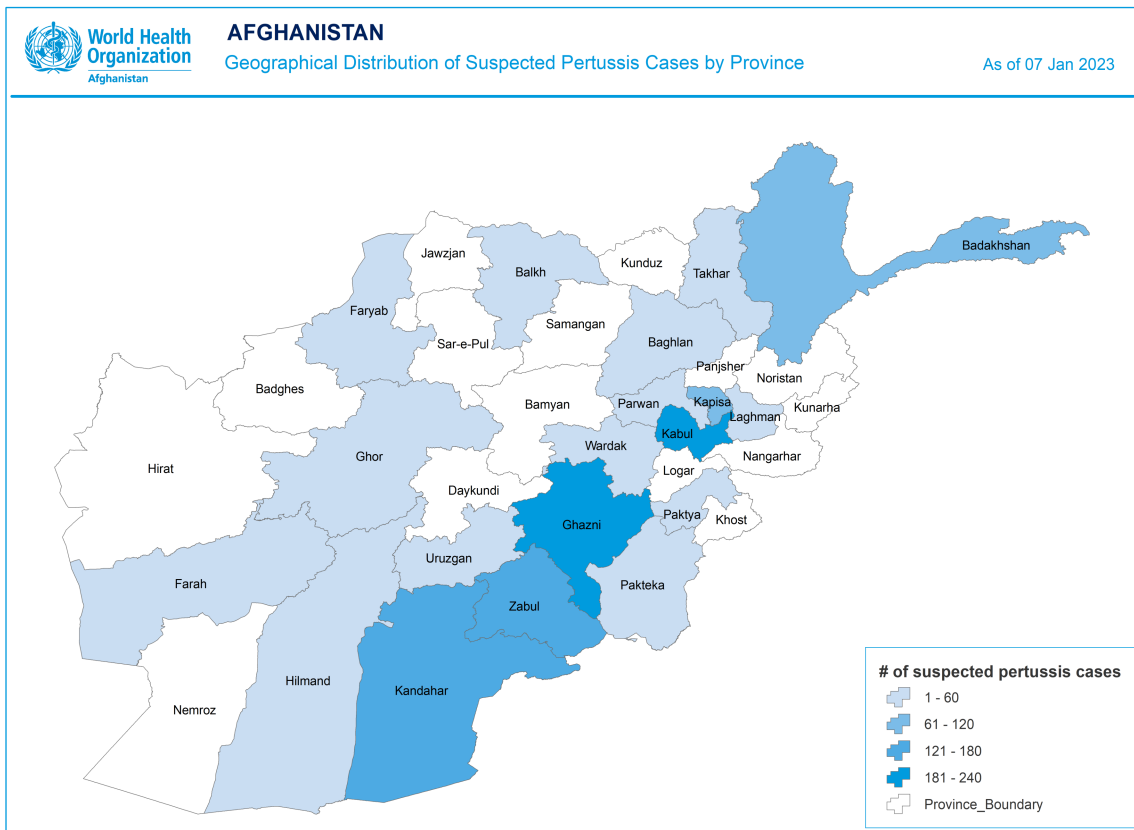


Figure 13. Geographical distribution of suspected pertussis cases in Afghanistan Jan 2022 - Jan 2023 (N=1,034)

Response to the pertussis outbreak

Case Management

- 40 health care workers from Kabul hospitals were trained on case management of pertussis and ARI.
- As part of preparedness and response activities to the ex-

pected pertussis outbreak during the winter season, required supplies has been distributed in five provinces (Badakhshan, Jawzjan, Daikundi, Nooristan and Ghazni).

Note: MOPH is the source of epidemiological data

Contact us for further information:

Dr Alaa AbouZeid MD, MPH, MSc, PhD: Health Emergencies Team Lead, WHO-CO, (abouzeida@who.int)

Dr. Mohamed Moustafa Tahon, MD, PhD : Head of Infectious Hazard Preparedness, WHO-CO, (tahonm@who.int)

Dr. Mohammad Omar Mashal MD, PhD: National Surveillance Officer WHO-CO, (mmashal@who.int)

Mr. Hafizullah Safi, BSF, MBA, MPH: Data Management Officer, WHO-CO, (safih@who.int)