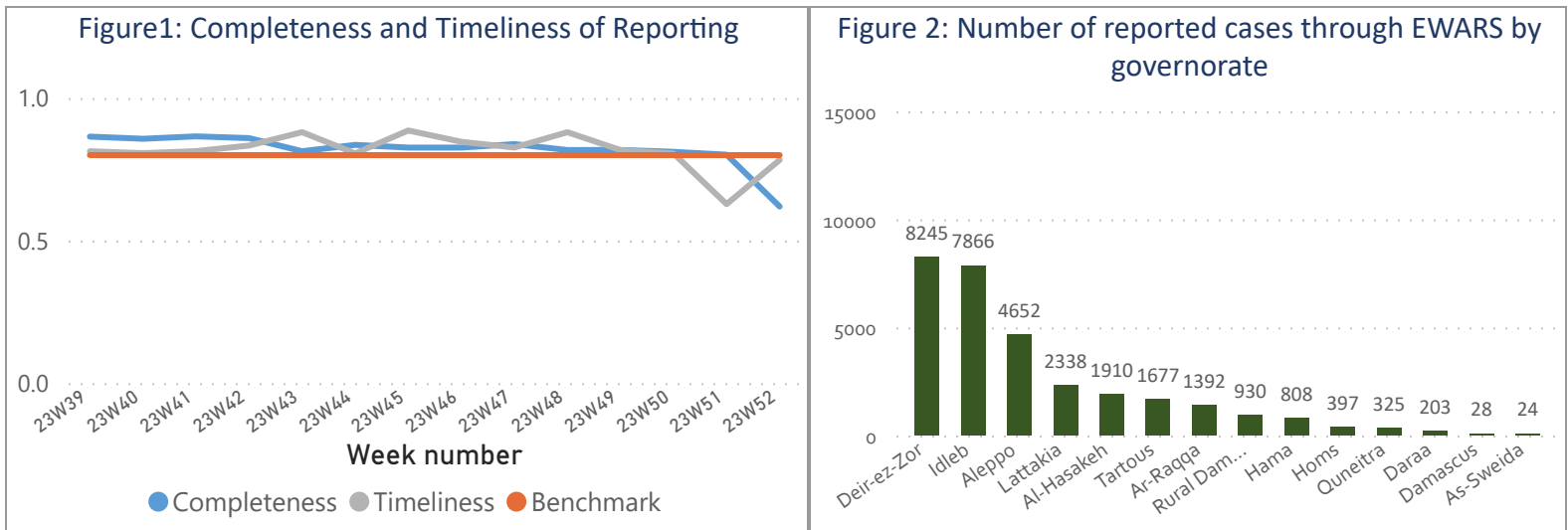


Highlights

- A total of 109,683 consultations were recorded in all the 14 governorates
- The leading causes of morbidity among all age groups were Influenza Like Illness 18,634 (60.51%) and Acute Diarrhea 8,900 (28.9%).
- A total of 4 AWD cases were reported during this week, and the total number of AWD cases reported since the start of the outbreak is 11,022
- 2 AFP cases reported in Deir-ez-Zor (1) Aleppo (1).
- 24 suspected measles cases in Idleb (14) Deir-ez-Zor (4) Aleppo (2) Al-Hasakeh (2) Hama (2)

Performance Indicators

- A total of 927 out of 1,496 active reporting sites (61.97%) in all 14 governorates of Syria reported through EWARS, with 78.32% timeliness among those sites providing data during the week (Figure 1)



Morbidity

- A total of 109,683 consultations were recorded in 927 health facilities in 14 governorates. Among them, 30,795 cases were EWARS notifiable health conditions (Figure 2)
- The leading causes of morbidity among all age groups were Influenza Like Illness 18,634 (60.51%) and Acute Diarrhea 8,900 (28.9%).
- Of the 30,795 total reported cases, 50.16% (15447) were female, and 43.63% (13,436) were children under 5 years old
- Children under 5 years of age 56.94% of cases are ILI, and ILI representing 63.27% of the cases above 5 years during this reporting period (Figure 3)
- The proportional morbidity of ILI is 16.99% and the upwards trend was observed: 5.68% from the previous week (Figure 4)
- The proportional morbidity of AD is 8.11% and the upwards trend was observed: 3.96% from the previous week (Figure 4)

Figure 3: Proportional morbidity by age group

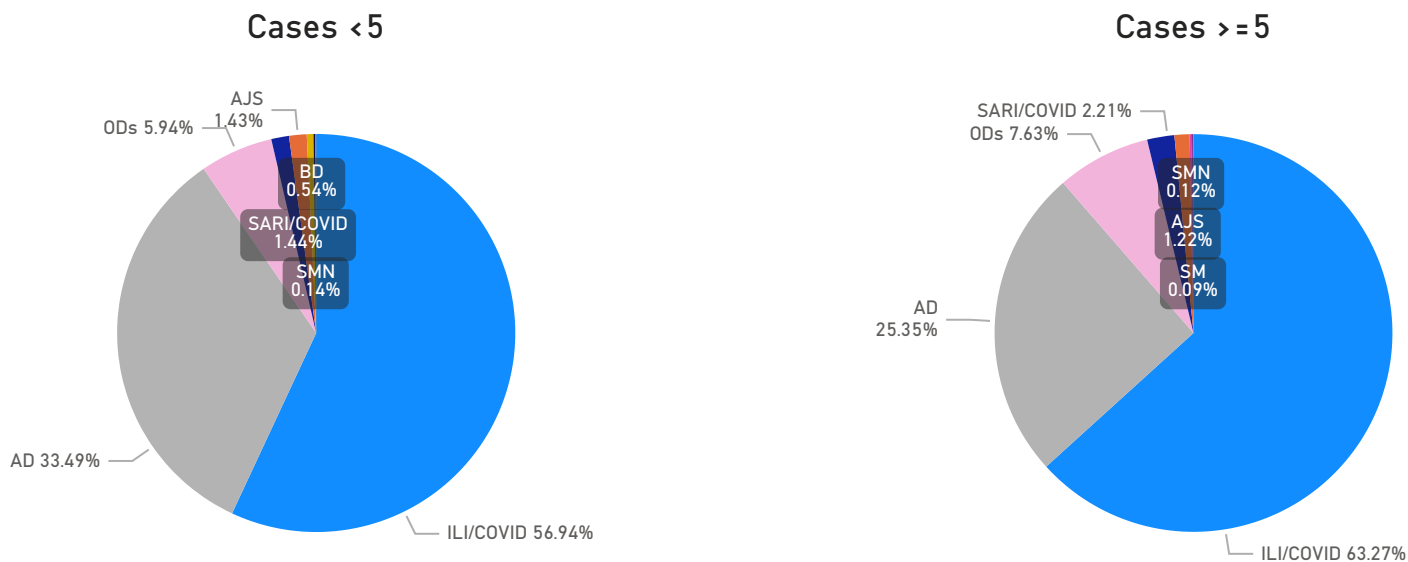
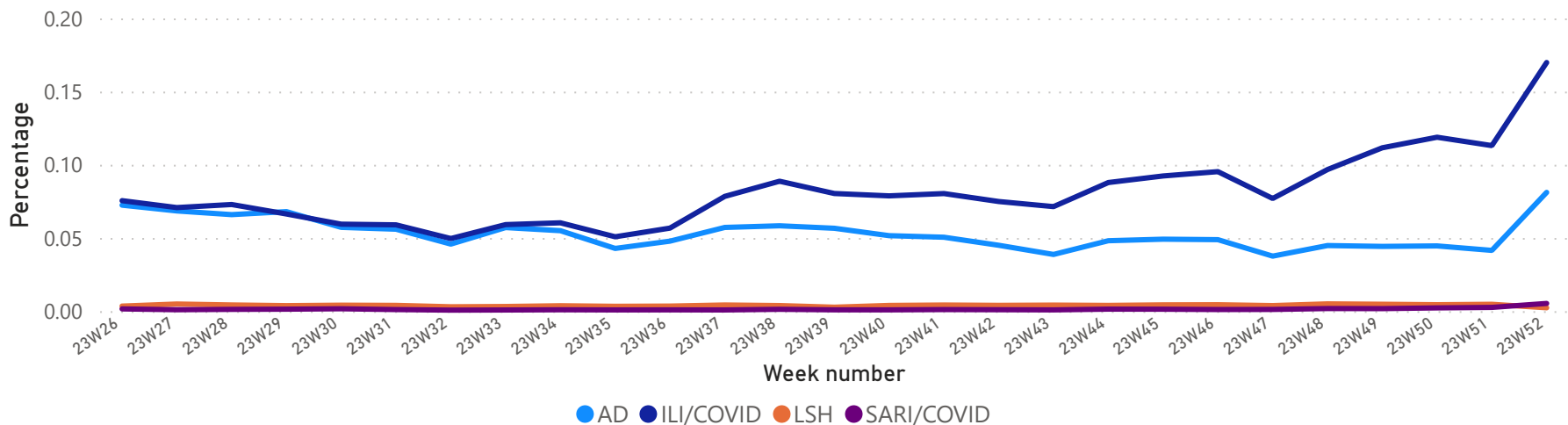


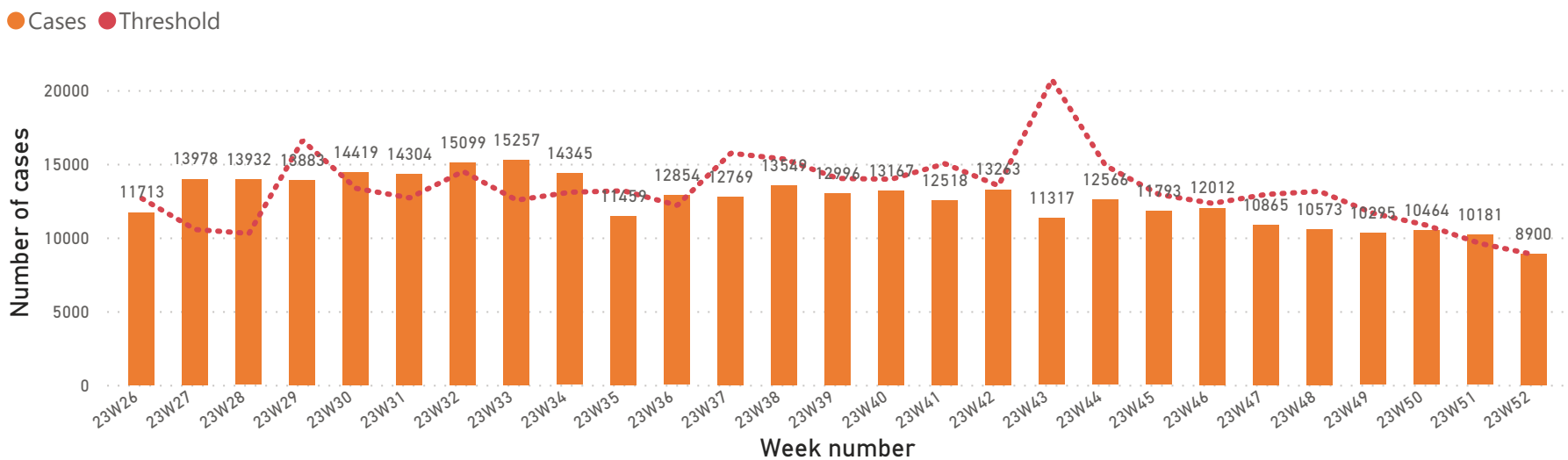
Figure 4: Proportion of Morbidity of top 4 diseases among the total consultation by week



1. Waterborne Diseases

- There was 4 case of acute watery diarrhea (AWD)
- A total of 8,900 AD cases were reported during this week

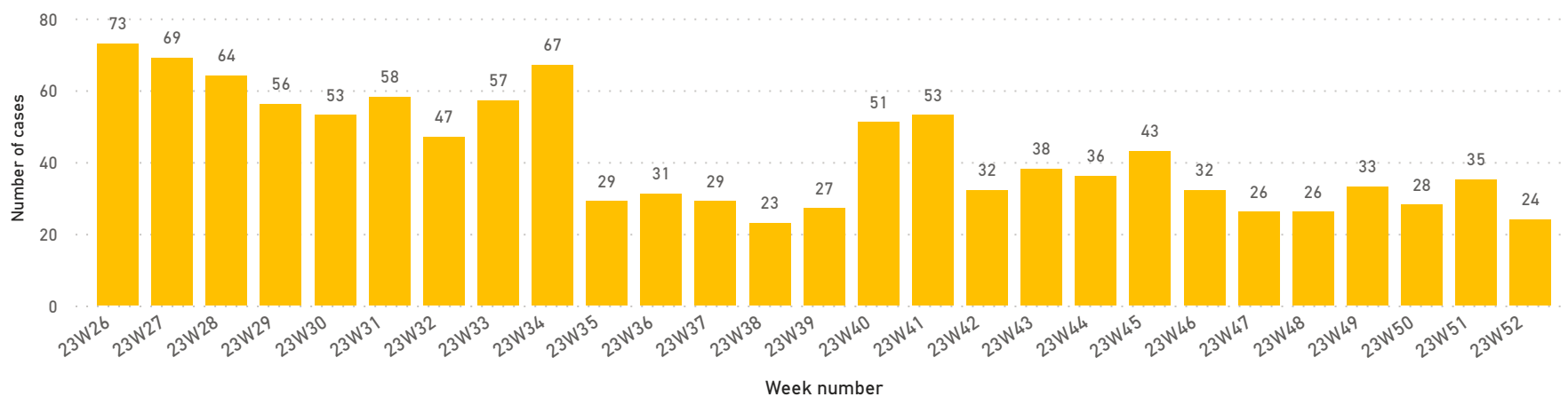
Figure 5: Number of acute diarrhea by week



2. Vaccine Preventable Diseases

- 2 cases of acute flaccid paralysis (AFP) were reported in this week
- Number of suspected measles in thre reporting week was (24) cases. Most cases were reported from Idleb (14) Deir-ez-Zor (4) Aleppo (2) Al-Hasakeh (2) Hama (2).

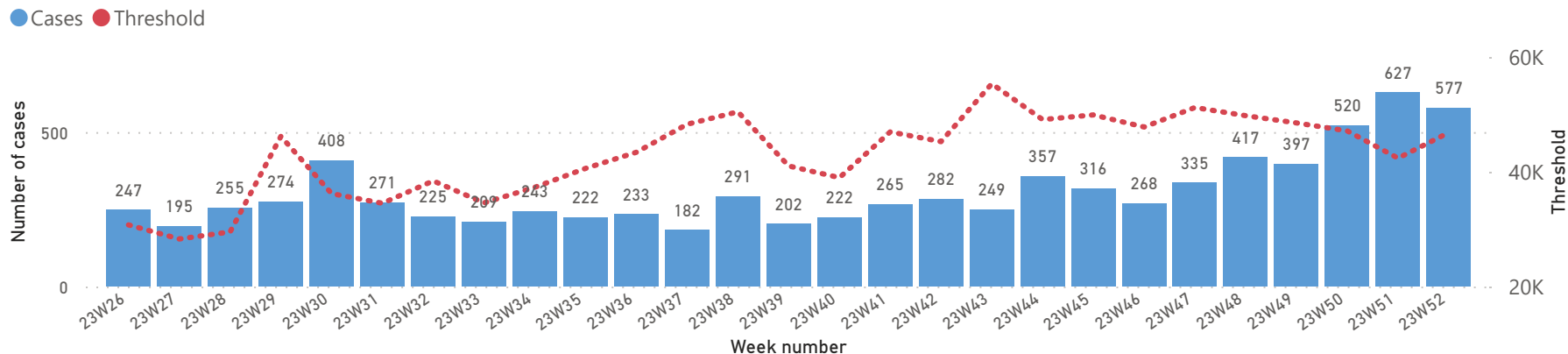
Figure 6: Suspected measles cases by week



3. Respiratory Diseases

- In total, 18,634 ILI cases were reported during week.
- In total, 577 SARI cases were reported, and the trend is shown in (Figure 7). Most of the cases were reported from Deir-ez-Zor (151) Al-Hasakeh (126) Hama (118) Tartous (61) Aleppo (33) Lattakia (26) Ar-Raqqa (22) Quneitra (16) Homs (16) Damascus (4) Daraa (3) As-Sweida (1)

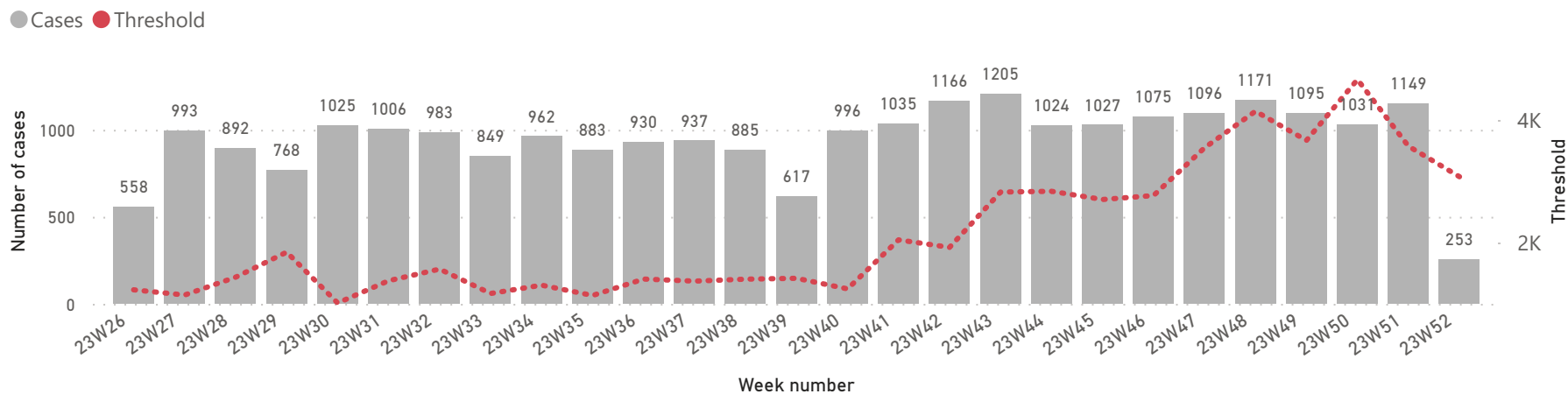
Figure 7: SARI cases by week



4. Other Diseases

- 2,123 cases were reported as "other diseases" through EWARS. The health conditions with the highest incidents were (622) Scabis (323) and Leishmaniasis (253)
- During this week, most of suspected leishmaniasis cases were reported from Idleb (94) Hama (58) Deir-ez-Zor (55)

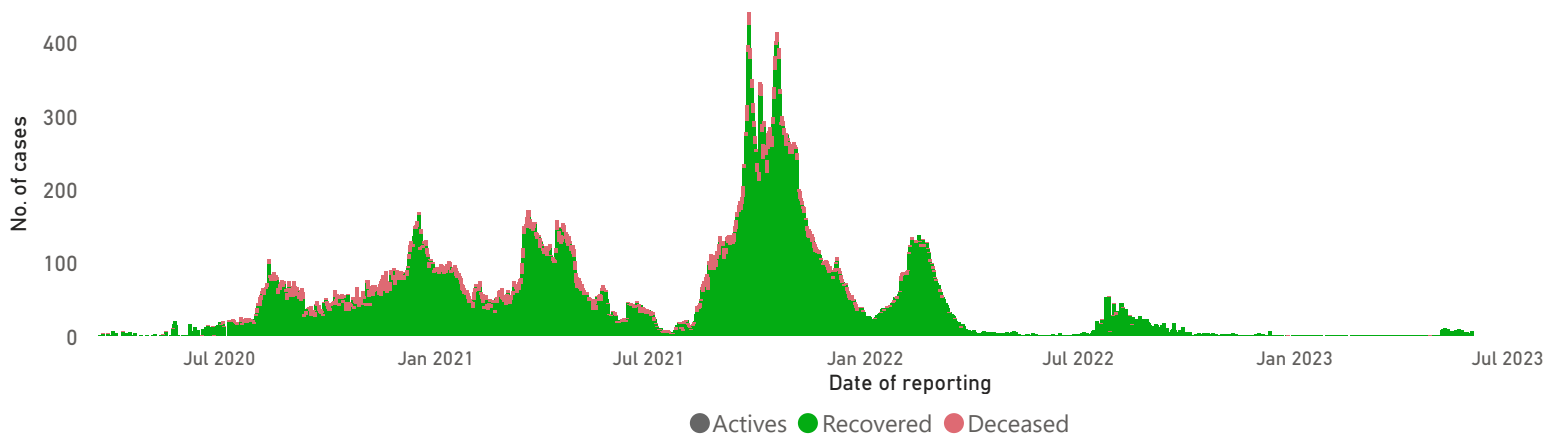
Figure 8: Suspected Leishmaniasis cases by week



COVID-19

- As of 31 December 2023, a total of 57,737 confirmed cases – in 14 governorates, Damascus (11,324) (19.61%), Lattakia (9,886) (17.12%), Aleppo (8,816) (15.27%), Homs (6,178) (10.7%), Rural Damascus (5,281) (9.15%), Tartous (4,070) (7.05%), Dar'a (3,312) (5.74%), As-Sweida (3,058) (5.3%), Hama (2,878) (4.98%), Al-Hasakeh (1,055) (1.83%), Quneitra (1,005) (1.74%), Deir-ez-Zor (842) (1.46%), Ar-Raqqa (25) (0.04%), Idleb (7) (0.01%),
- Number of deaths related to COVID-19 is 3,165 in 11 governorates, CFR 5.5%

Figure 9: Confirmed COVID-19 cases by outcome

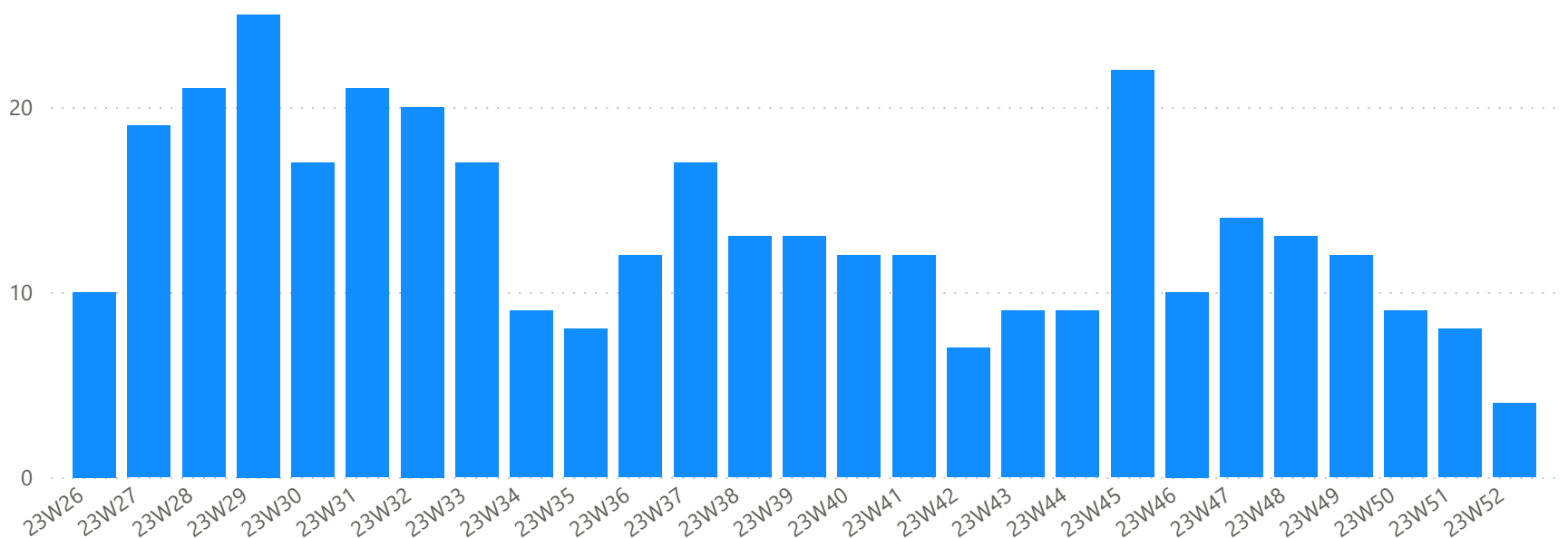


AWD

- A total of 4 AWD cases were reported during this week, and the total number of AWD cases reported since the start of the outbreak is 11022

the total number of RDT tested positive 1,852 , and 164 were tested positive since 22 August 2022.

Figure 10: AWD cases



Comparison with Previous Week by Health Condition

DiseaseName	23W49	23W50	23W51	23W52	Total
Acute bloody diarrhea	100	105	108	87	400
Acute Diarrhea	10,295	10,464	10,181	8,900	39,840
Acute Flaccid Paralysis	7	2	2	2	13
Acute Watery diarrhea (suspected cholera)	12	9	8	4	33
Brucellosis	108	129	102	93	432
chicken pox	223	243	250	166	882
Influenza Like Illness	25,974	27,900	27,744	18,634	100,252
Leishmaniasis	1,095	1,031	1,149	253	3,528
Lice	1,699	1,495	1,237	622	5,053
Measles and Rubella	33	28	35	24	120
Meningitis	51	51	42	40	184
Mumps	60	54	42	43	199
Others	527	609	478	234	1,848
Pertussis	179	179	237	212	807
SARI	397	520	627	577	2,121
Scabis	749	1,092	796	323	2,960
Suspected Hepatitis (Jaundice)	827	802	722	404	2,755
Tuberculosis	47	49	45	4	145
Typhoid Fever	201	191	167	173	732
Total	42,584	44,953	43,972	30,795	162,304

Case Distribution by Age Group, and by Governorate

Week

2023 Week 52 (25 - 31 December 2023)

DiseaseGroup	Aleppo	Al-Hasakeh	Ar-Raqqa	As-Sweida	Damascus	Daraa	Deir-ez-Zor	Hama	Homs	Idleb	Lattakia	Quneitra	Rural Damascus	Tartous	Total
▼ Priority Diseases	4,531	1,618	1,311	24	28	189	7,690	717	352	7,003	2,329	292	917	1,671	28,672
Suspected Hepatitis (Jaundice)	57	7	83	0	0	9	130	6	16	48	5	12	17	14	404
Less than 5 years	16	4	61	0	0	1	81	0	2	12	0	12	2	1	192
5 years or more	41	3	22	0	0	8	49	6	14	36	5	0	15	13	212
SARI	33	126	22	1	4	3	151	118	16	0	26	16	0	61	577
Less than 5 years	2	47	20	0	0	0	36	49	2	0	11	0	0	26	193
5 years or more	31	79	2	1	4	3	115	69	14	0	15	16	0	35	384
Meningitis	2	8	1	0	0	0	6	3	0	20	0	0	0	0	40
Less than 5 years	0	8	0	0	0	0	4	0	0	7	0	0	0	0	19
5 years or more	2	0	1	0	0	0	2	3	0	13	0	0	0	0	21
Measles and Rubella	2	2	0	0	0	0	4	2	0	14	0	0	0	0	24
Less than 5 years	0	1	0	0	0	0	3	2	0	2	0	0	0	0	8
5 years or more	2	1	0	0	0	0	1	0	0	12	0	0	0	0	16
Influenza Like Illness	3,755	1,016	685	22	23	80	4,144	497	253	3,834	2,037	179	689	1,420	18,634
Less than 5 years	1,111	422	337	12	0	40	2,235	326	39	1,939	499	69	228	394	7,651
5 years or more	2,644	594	348	10	23	40	1,909	171	214	1,895	1,538	110	461	1,026	10,983
Acute Watery diarrhea (suspected cholera)	1	0	0	0	0	0	0	0	0	3	0	0	0	0	4
Less than 5 years	0	0	0	0	0	0	0	0	0	0	0	0	0	0	0
5 years or more	1	0	0	0	0	0	0	0	0	3	0	0	0	0	4
Acute Flaccid Paralysis	1	0	0	0	0	0	1	0	0	0	0	0	0	0	2
Less than 5 years	1	0	0	0	0	0	1	0	0	0	0	0	0	0	2
5 years or more	0	0	0	0	0	0	0	0	0	0	0	0	0	0	0
Acute Diarrhea	680	454	511	1	1	94	3,185	90	67	3,084	261	85	211	176	8,900
Less than 5 years	217	258	238	0	0	37	1,831	66	28	1,547	83	34	96	65	4,500
5 years or more	463	196	273	1	1	57	1,354	24	39	1,537	178	51	115	111	4,400
Acute bloody diarrhea	0	5	9	0	0	3	69	1	0	0	0	0	0	0	87
Less than 5 years	0	2	3	0	0	1	66	1	0	0	0	0	0	0	73
5 years or more	0	3	6	0	0	2	3	0	0	0	0	0	0	0	14
Other Diseases	121	292	81	0	0	14	555	91	45	863	9	33	13	6	2,123
Typhoid Fever	3	2	35	0	0	1	53	0	0	76	0	0	3	0	173
Less than 5 years	0	1	1	0	0	0	5	0	0	48	0	0	1	0	56
5 years or more	3	1	34	0	0	1	48	0	0	28	0	0	2	0	117
Tuberculosis	0	0	0	0	0	0	0	0	0	4	0	0	0	0	4
Less than 5 years	0	0	0	0	0	0	0	0	0	2	0	0	0	0	2
5 years or more	0	0	0	0	0	0	0	0	0	2	0	0	0	0	2
Scabis	35	84	0	0	0	5	134	11	18	25	7	1	0	3	323
Less than 5 years	6	15	0	0	0	0	49	4	5	0	4	1	0	0	84
5 years or more	29	69	0	0	0	5	85	7	13	25	3	0	0	3	239
Pertussis	0	0	14	0	0	0	163	0	0	35	0	0	0	0	212
Less than 5 years	0	0	7	0	0	0	87	0	0	15	0	0	0	0	109
5 years or more	0	0	7	0	0	0	76	0	0	20	0	0	0	0	103
Others	0	155	0	0	0	8	32	0	23	0	0	16	0	0	234
Less than 5 years	0	49	0	0	0	1	16	0	1	0	0	16	0	0	83
5 years or more	0	106	0	0	0	7	16	0	22	0	0	0	0	0	151
Mumps	1	2	0	0	0	0	6	0	1	32	1	0	0	0	43
Less than 5 years	0	0	0	0	0	0	2	0	1	1	0	0	0	0	4
5 years or more	1	2	0	0	0	0	4	0	0	31	1	0	0	0	39
Lice	42	28	0	0	0	0	61	18	0	463	0	2	5	3	622
Less than 5 years	17	7	0	0	0	0	22	3	0	242	0	1	0	0	292
5 years or more	25	21	0	0	0	0	39	15	0	221	0	1	5	3	330
Leishmaniasis	20	14	12	0	0	0	55	58	0	94	0	0	0	0	253
Less than 5 years	2	3	3	0	0	0	29	6	0	37	0	0	0	0	80
5 years or more	18	11	9	0	0	0	26	52	0	57	0	0	0	0	173
chicken pox	15	6	0	0	0	0	31	1	3	96	1	11	2	0	166
Less than 5 years	7	1	0	0	0	0	18	0	3	34	0	11	2	0	76
5 years or more	8	5	0	0	0	0	13	1	0	62	1	0	0	0	90
Brucellosis	5	1	20	0	0	0	20	3	0	38	0	3	3	0	93
Less than 5 years	0	0	1	0	0	0	2	1	0	7	0	1	0	0	12
5 years or more	5	1	19	0	0	0	18	2	0	31	0	2	3	0	81
Total	4,652	1,910	1,392	24	28	203	8,245	808	397	7,866	2,338	325	930	1,677	30,795