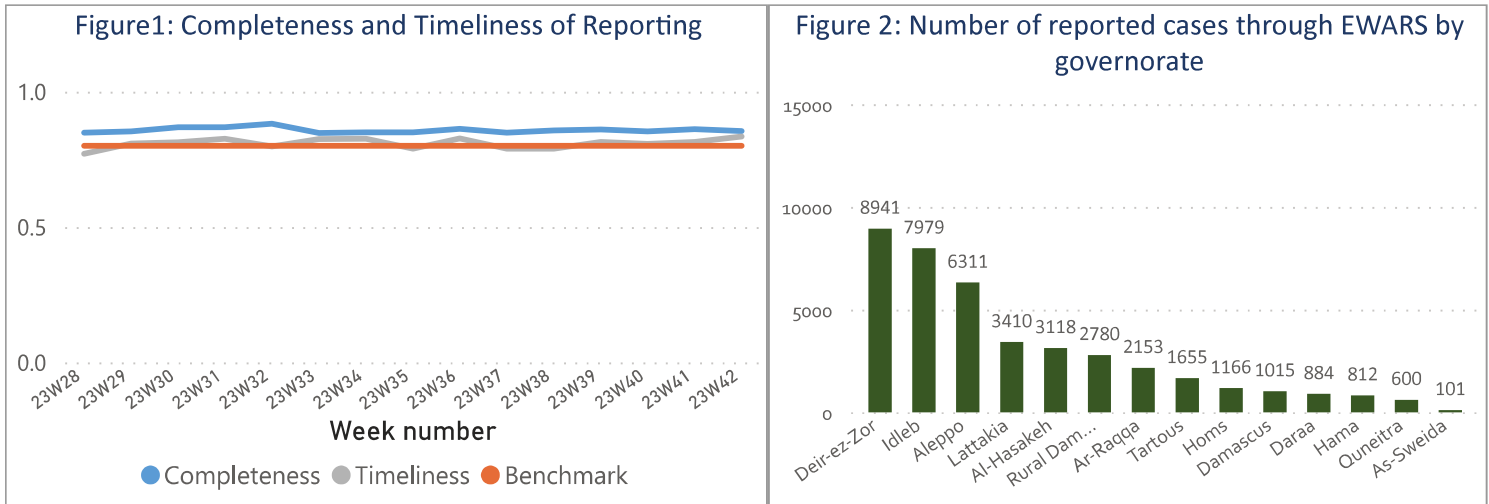


Highlights

- A total of 296,081 consultations were recorded in all the 14 governorates
- The leading causes of morbidity among all age groups were Influenza Like Illness 22,070 (53.93%) and Acute Diarrhea 13,261 (32.4%).
- A total of 6 AWD cases were reported during this week, and the total number of AWD cases reported since the start of the outbreak is 10,911
- MoH reported 0 confirmed cases of COVID-19, the cumulative number of COVID-19 confirmed cases is 57,698 since the start of pandemic.
- 3 AFP cases reported in Hama (2) Daraa (1).
- 32 suspected measles cases in Idleb (9) Aleppo (6) Hama (5) Deir-ez-Zor (4) Daraa (3) Rural Damascus (2) Al-Hasakeh (1) Damascus (1) Homs (1)

Performance Indicators

- A total of 1,279 out of 1,496 active reporting sites (85.49%) in all 14 governorates of Syria reported through EWARS, with 83.42% timeliness among those sites providing data during the week (Figure 1)



Morbidity

- A total of 296,081 consultations were recorded in 1279 health facilities in 14 governorates. Among them, 40,826 cases were EWARS notifiable health conditions (Figure 2)
- The leading causes of morbidity among all age groups were Influenza Like Illness 22,070 (53.93%) and Acute Diarrhea 13,261 (32.4%).
- Of the 40,925 total reported cases, 51.52% (21,086) were female, and 43.47% (17,790) were children under 5 years old
- Children under 5 years of age 53.1% of cases are ILI, and ILI representing 54.56% of the cases above 5 years during this reporting period (Figure 3)
- The proportional morbidity of ILI is 7.45% and the downwards trend was observed: 0.58% from the previous week (Figure 4)
- The proportional morbidity of AD is 4.48% and the downwards trend was observed: 0.57% from the previous week (Figure 4)

Figure 3: Proportional morbidity by age group

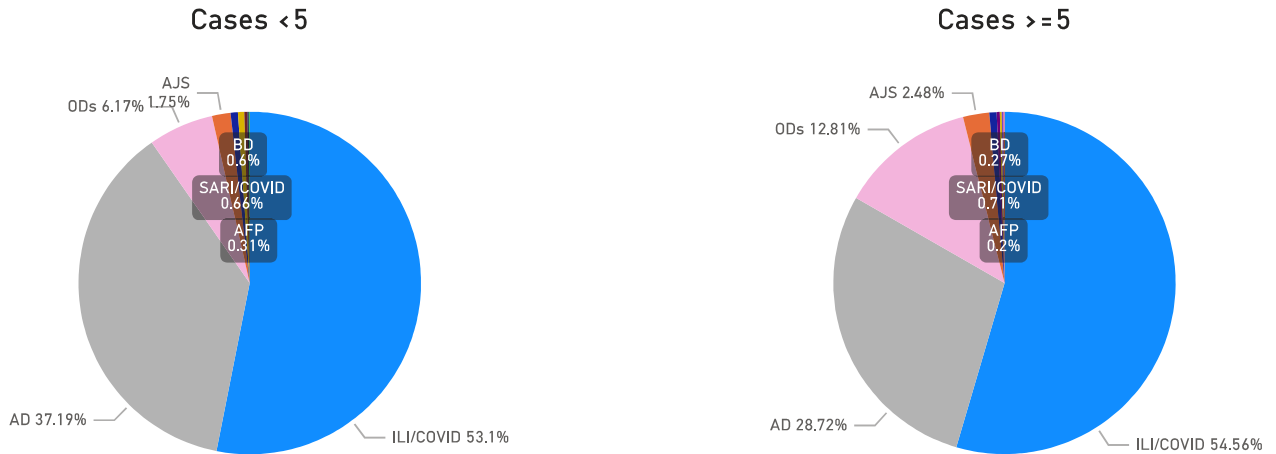
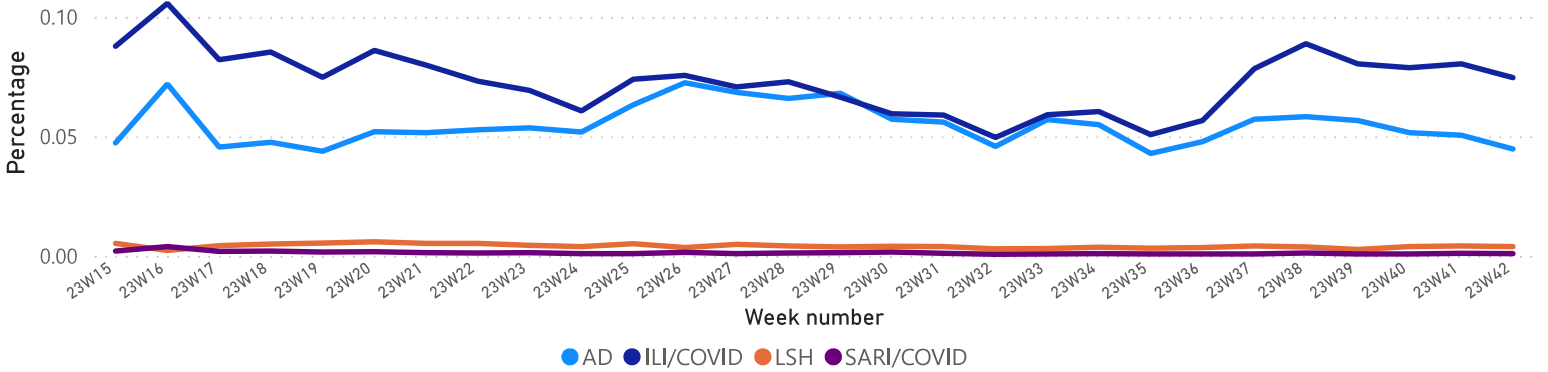


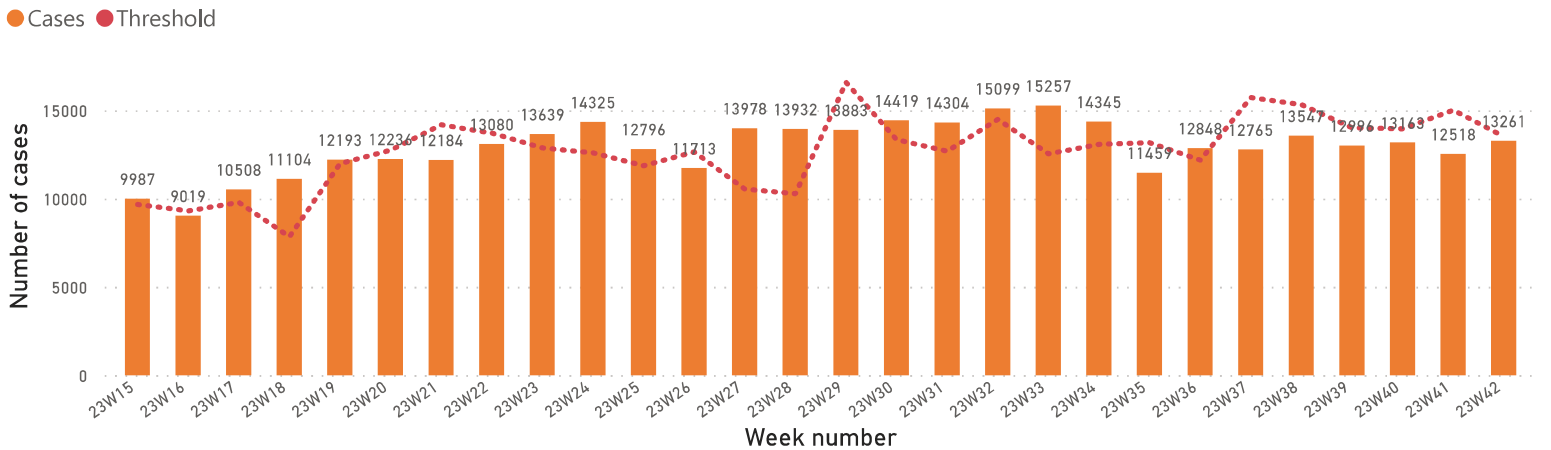
Figure 4: Proportion of Morbidity of top 4 diseases among the total consultation by week



1. Waterborne Diseases

- There was 6 case of acute watery diarrhea (AWD)
- A total of 13,261 AD cases were reported during this week

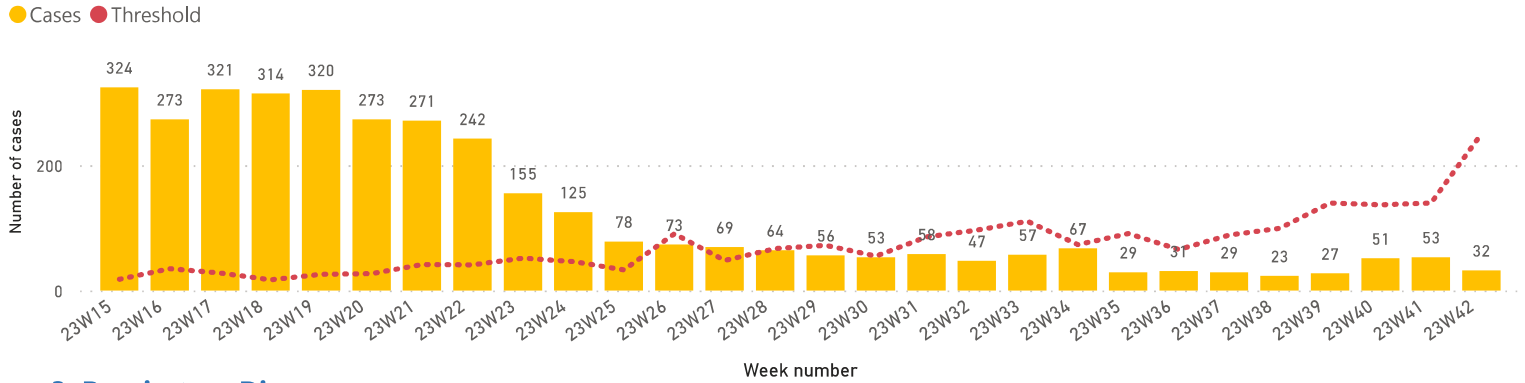
Figure 5: Number of acute diarrhea by week



2. Vaccine Preventable Diseases

- 3 cases of acute flaccid paralysis (AFP) were reported in this week
- Number of suspected measles in three reporting week was (32) cases. Most cases were reported from Idleb (9) Aleppo (6) Hama (5) Deir-ez-Zor (4) Daraa (3) Rural Damascus (2) Al-Hasakeh (1) Damascus (1) Homs (1).

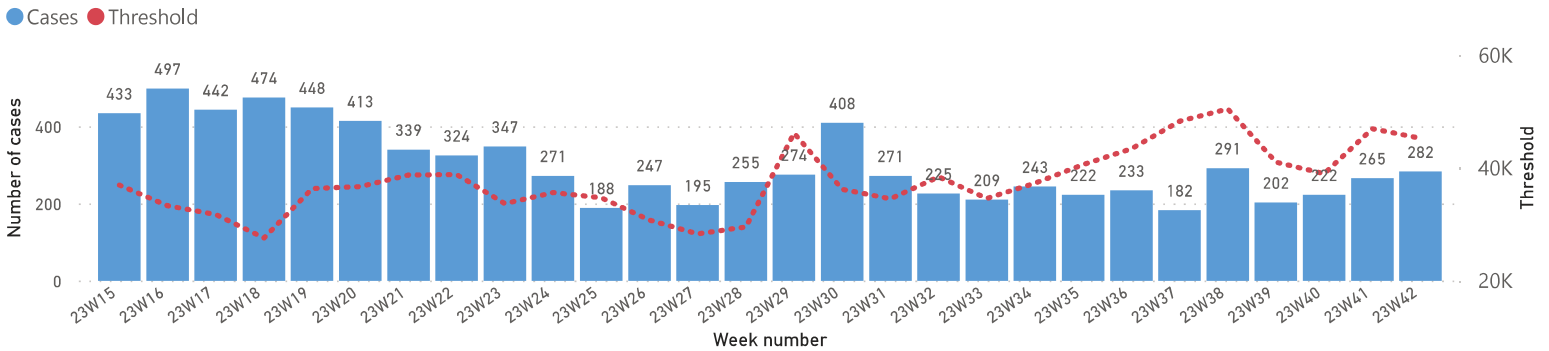
Figure 6: Suspected measles cases by week



3. Respiratory Diseases

- In total, 22,070 ILI cases were reported during week.
- In total, 282 SARI cases were reported, and the trend is shown in (Figure 7). Most of the cases were reported from Lattakia (85) Damascus (79) Hama (26) Al-Hasakeh (24) Ar-Raqqa (21) Tartous (21) Aleppo (20) As-Sweida (3) Deir-ez-Zor (3)

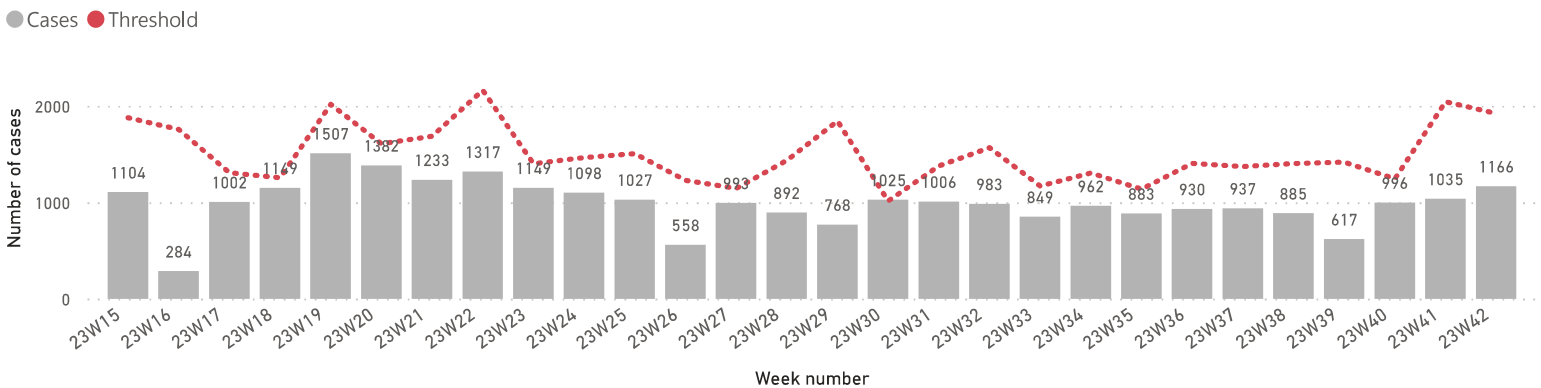
Figure 7: SARI cases by week



4. Other Diseases

- 4,061 cases were reported as "other diseases" through EWARS. The health conditions with the highest incidents were Lice (1,193) Leishmaniasis (1,166) and Scabies (510)
- During this week, most of suspected leishmaniasis cases were reported from Aleppo (741) Idleb (156) Hama (112)

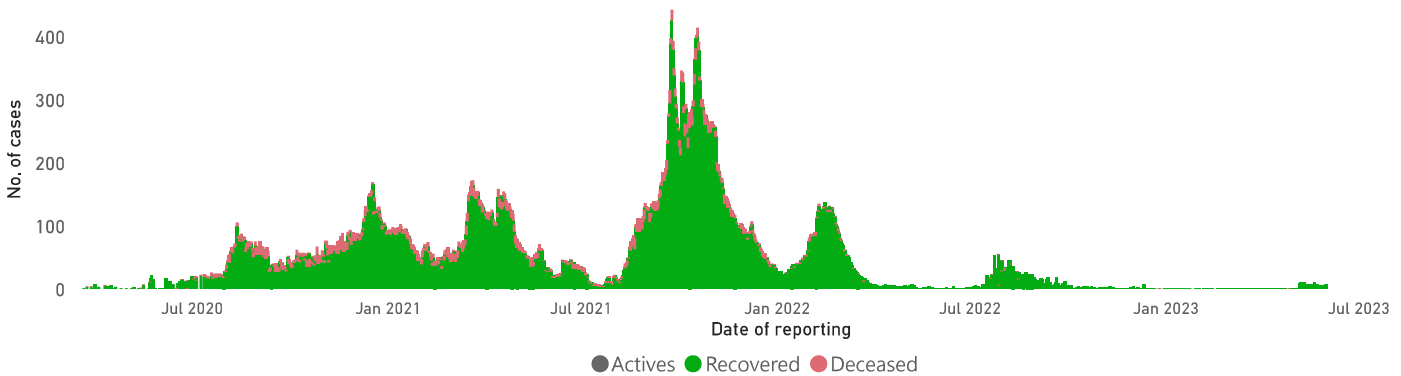
Figure 8: Suspected Leishmaniasis cases by week



COVID-19

- As of 22 October 2023, a total of 57,698 confirmed cases – in 14 governorates, Damascus (11,299) (19.58%), Lattakia (9,883) (17.13%), Aleppo (8,816) (15.28%), Homs (6,178) (10.71%), Rural Damascus (5,281) (9.15%), Tartous (4,063) (7.04%), Dar'a (3,312) (5.74%), As-Sweida (3,056) (5.3%), Hama (2,878) (4.99%), Al-Hasakeh (1,053) (1.83%), Quneitra (1,005) (1.74%), Deir-ez-Zor (842) (1.46%), Ar-Raqqa (25) (0.04%), Idleb (7) (0.01%),
- Number of deaths related to COVID-19 is 3,165 in 11 governorates, CFR 5.5%

Figure 9: Confirmed COVID-19 cases by outcome

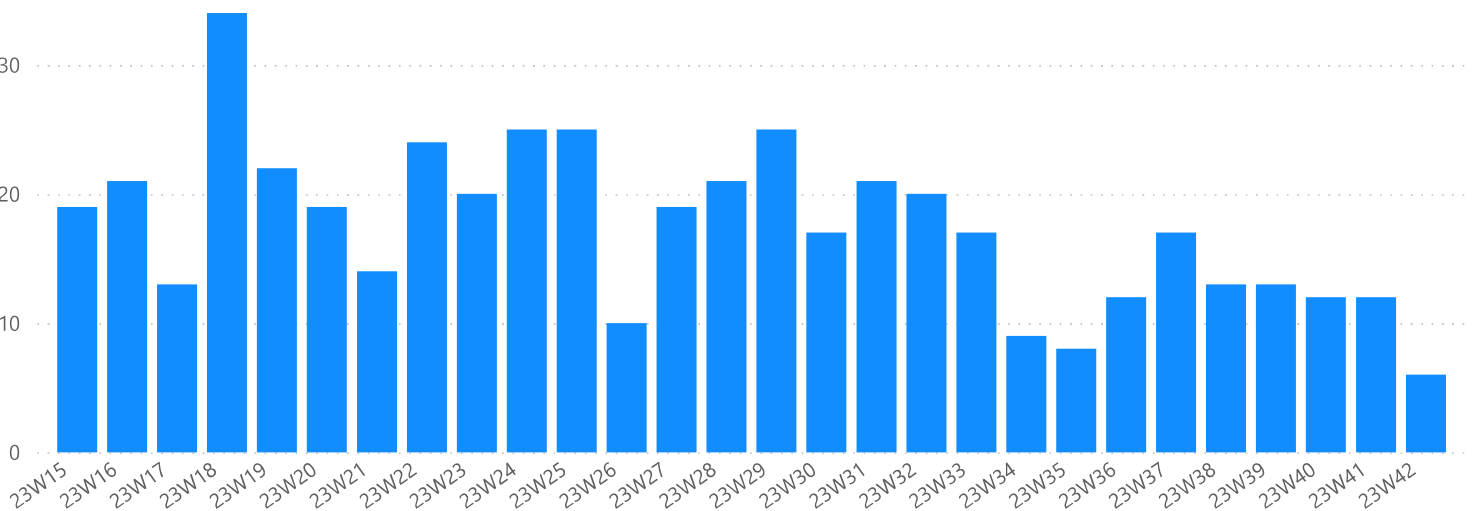


AWD

- A total of 6 AWD cases were reported during this week, and the total number of AWD cases reported since the start of the outbreak is 10,911

the total number of RDT tested positive is 1,852 , and 164 Culture were tested positive since 22 August 2022.

Figure 10: AWD cases



Comparison with Previous Week by Health Condition

DiseaseName	23W39	23W40	23W41	23W42	Total
Acute bloody diarrhea	115	151	149	169	584
Acute Diarrhea	12,996	13,163	12,518	13,261	51,938
Acute Flaccid Paralysis	6	11	1	3	21
Acute Watery diarrhea (suspected cholera)	13	12	12	6	43
Brucellosis	154	184	180	150	668
chicken pox	144	162	138	174	618
Influenza Like Illness	18,446	20,106	19,914	22,070	80,536
Leishmaniasis	617	996	1,035	1,166	3,814
Lice	1,132	1,270	1,182	1,193	4,777
Measles and Rubella	27	51	53	32	163
Meningitis	53	57	49	57	216
Mumps	35	39	38	39	151
Others	425	421	339	365	1,550
Pertussis	156	143	143	152	594
SARI	202	222	265	282	971
Scabis	558	574	586	510	2,228
Suspected Hepatitis (Jaundice)	1,300	816	854	885	3,855
Tuberculosis	54	66	46	71	237
Typhoid Fever	227	239	247	241	954
Total	36,660	38,683	37,749	40,826	153,918

Case Distribution by Age Group, and by Governorate

Week 2023 Week 42 (16 - 22 October 2023)

DiseaseGroup	Aleppo	Al-Hasakeh	Ar-Raqqa	As-Sweida	Damascus	Daraa	Deir-ez-Zor	Hama	Homs	Idleb	Lattakia	Quneitra	Rural Damascus	Tartous	Total
Priority Diseases	5,140	2,837	2,033	89	979	837	8,439	537	1,094	7,034	3,027	526	2,689	1,603	36,864
Suspected Hepatitis (Jaundice)	61	17	268	9	14	85	126	38	72	52	50	10	17	66	885
Less than 5 years	10	6	140	0	4	15	72	16	5	26	4	10	2	2	312
5 years or more	51	11	128	9	10	70	54	22	67	26	46	0	15	64	573
SARI	20	24	21	3	79	0	3	26	0	0	85	0	0	21	282
Less than 5 years	4	11	14	0	40	0	0	14	0	0	28	0	0	7	118
5 years or more	16	13	7	3	39	0	3	12	0	0	57	0	0	14	164
Meningitis	1	2	2	0	5	5	6	0	2	27	3	0	1	3	57
Less than 5 years	1	1	2	0	3	3	3	0	1	6	2	0	0	0	22
5 years or more	0	1	0	0	2	2	3	0	1	21	1	0	1	3	35
Measles and Rubella	6	1	0	0	1	3	4	5	1	9	0	0	2	0	32
Less than 5 years	2	1	0	0	0	3	4	4	0	1	0	0	0	0	15
5 years or more	4	0	0	0	1	0	0	1	1	8	0	0	2	0	17
Influenza Like Illness	3,912	1,572	1,069	60	696	432	4,497	203	673	2,976	2,227	403	2,134	1,216	22,070
Less than 5 years	1,379	794	580	22	186	191	2,584	108	163	1,508	799	132	727	274	9,447
5 years or more	2,533	778	489	38	510	241	1,913	95	510	1,468	1,428	271	1,407	942	12,623
Acute Watery diarrhea (suspected cholera)	0	0	0	0	0	0	0	0	0	0	2	0	0	4	6
Less than 5 years	0	0	0	0	0	0	0	0	0	0	0	0	0	0	0
5 years or more	0	0	0	0	0	0	0	0	0	0	2	0	0	4	6
Acute Flaccid Paralysis	0	0	0	0	0	1	0	2	0	99	0	0	0	0	0
Less than 5 years	0	0	0	0	0	1	0	1	0	0	0	0	0	0	0
5 years or more	0	0	0	0	0	0	0	1	0	0	0	0	0	0	0
Acute Diarrhea	1,140	1,209	643	17	183	305	3,728	262	313	3,869	652	113	535	292	13,261
Less than 5 years	474	737	341	8	65	141	2,021	142	98	1,946	249	49	240	105	6,616
5 years or more	666	472	302	9	118	164	1,707	120	215	1,923	403	64	295	187	6,645
Acute bloody diarrhea	0	12	30	0	1	6	75	1	33	2	8	0	0	1	169
Less than 5 years	0	7	15	0	0	4	70	0	5	1	4	0	0	0	106
5 years or more	0	5	15	0	1	2	5	1	28	1	4	0	0	1	63
Other Diseases	1,171	281	120	12	36	47	502	275	72	945	383	74	91	52	4,061
Typhoid Fever	3	3	46	0	0	15	74	5	2	89	0	0	4	0	241
Less than 5 years	0	0	2	0	0	0	12	1	2	47	0	0	0	0	64
5 years or more	3	3	44	0	0	15	62	4	0	42	0	0	4	0	177
Tuberculosis	20	0	0	9	1	0	0	2	0	6	25	0	6	2	71
Less than 5 years	0	0	0	2	0	0	0	0	0	0	0	0	0	0	2
5 years or more	20	0	0	7	1	0	0	2	0	6	25	0	6	2	69
Scabies	79	49	1	3	14	1	115	51	38	34	106	11	5	3	510
Less than 5 years	19	12	0	0	1	0	23	10	4	2	26	4	1	1	103
5 years or more	60	37	1	3	13	1	92	41	34	32	80	7	4	2	407
Pertussis	0	0	23	0	0	0	115	0	0	14	0	0	0	0	152
Less than 5 years	0	0	9	0	0	0	54	0	0	10	0	0	0	0	73
5 years or more	0	0	14	0	0	0	61	0	0	4	0	0	0	0	79
Others	4	146	0	0	1	28	49	4	17	1	71	19	24	1	365
Less than 5 years	3	77	0	0	1	9	27	4	3	0	22	14	3	0	163
5 years or more	1	69	0	0	0	19	22	0	14	1	49	5	21	1	202
Mumps	1	0	0	0	0	0	4	1	0	32	0	0	1	0	39
Less than 5 years	1	0	0	0	0	0	2	0	0	0	0	0	0	0	3
5 years or more	0	0	0	0	0	0	2	1	0	32	0	0	1	0	36
Lice	294	38	0	0	17	1	35	82	6	481	154	31	19	35	1,193
Less than 5 years	79	15	0	0	3	0	7	7	1	225	12	8	2	1	360
5 years or more	215	23	0	0	14	1	28	75	5	256	142	23	17	34	833
Leishmaniasis	741	20	27	0	0	0	64	112	5	156	24	0	6	11	1,166
Less than 5 years	133	7	5	0	0	0	29	19	0	43	0	0	0	0	236
5 years or more	608	13	22	0	0	0	35	93	5	113	24	0	6	11	930
chicken pox	9	21	6	0	0	0	12	2	3	100	1	11	9	0	174
Less than 5 years	5	5	1	0	0	0	0	1	1	49	0	11	4	0	77
5 years or more	4	16	5	0	0	0	12	1	2	51	1	0	5	0	97
Brucellosis	20	4	17	0	3	2	34	16	1	32	2	2	17	0	150
Less than 5 years	0	0	0	0	0	0	1	0	0	13	1	0	2	0	17
5 years or more	20	4	17	0	3	2	33	16	1	19	1	2	15	0	133
Total	6,311	3,118	2,153	101	1,015	884	8,941	812	1,166	7,979	3,410	600	2,780	1,655	40,925