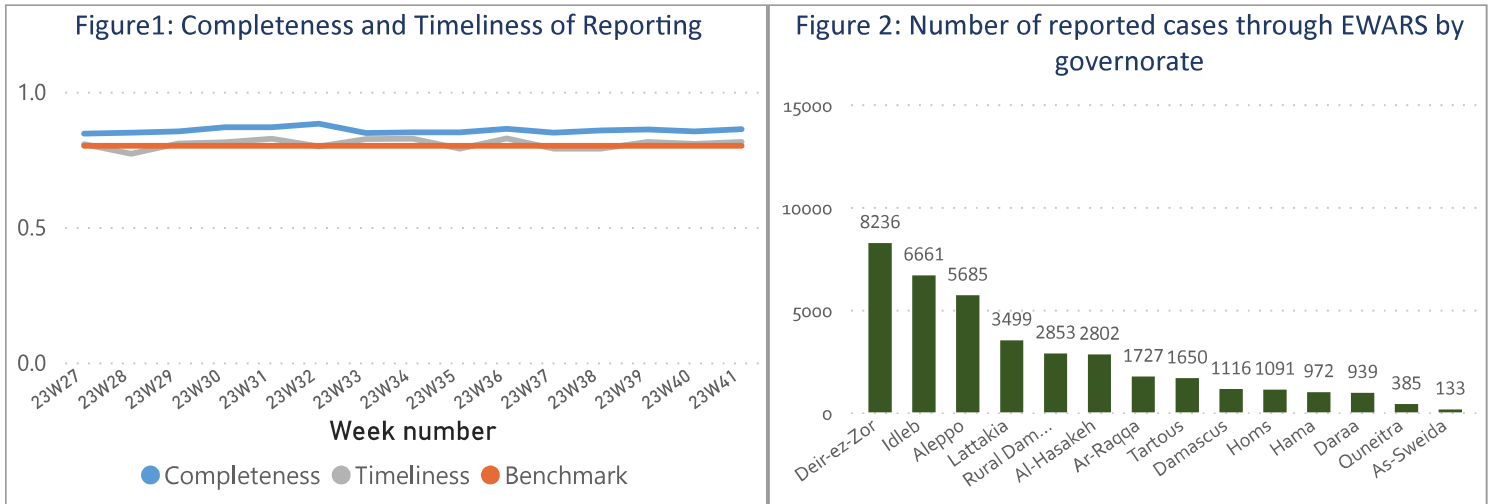


Highlights

- A total of 247,850 consultations were recorded in all the 14 governorates
- The leading causes of morbidity among all age groups were Influenza Like Illness 19,914 (52.75%) and Acute Diarrhea 12,518 (33.16%).
- A total of 12 AWD cases were reported during this week, and the total number of AWD cases reported since the start of the outbreak is 10,905
- MoH reported 0 confirmed cases of COVID-19, the cumulative number of COVID-19 confirmed cases is 57,698 since the start of pandemic.
- 1 AFP cases reported in Homs (1).
- 53 suspected measles cases in Al-Hasakeh (23) Idleb (10) Aleppo (7) Deir-ez-Zor (6) As-Sweida (2) Daraa (2) Hama (1) Tartous (1) Lattakia (1)

Performance Indicators

- A total of 1,289 out of 1,496 active reporting sites (86.16%) in all 14 governorates of Syria reported through EWARS, with 81.46% timeliness among those sites providing data during the week (Figure 1)



Morbidity

- A total of 247,850 consultations were recorded in 1289 health facilities in 14 governorates. Among them, 37,749 cases were EWARS notifiable health conditions (Figure 2)
- The leading causes of morbidity among all age groups were Influenza Like Illness 19,914 (52.75%) and Acute Diarrhea 12,518 (33.16%).
- Of the 37,749 total reported cases, 51.61% (19,481) were female, and 42.01% (15,859) were children under 5 years old
- Children under 5 years of age 49.99% of cases are ILI, and ILI representing 54.76% of the cases above 5 years during this reporting period (Figure 3)
- The proportional morbidity of ILI is 8.03% and the upwards trend was observed: 0.15% from the previous week (Figure 4)
- The proportional morbidity of AD is 5.05% and the downwards trend was observed: 0.11% from the previous week (Figure 4)

Figure 3: Proportional morbidity by age group

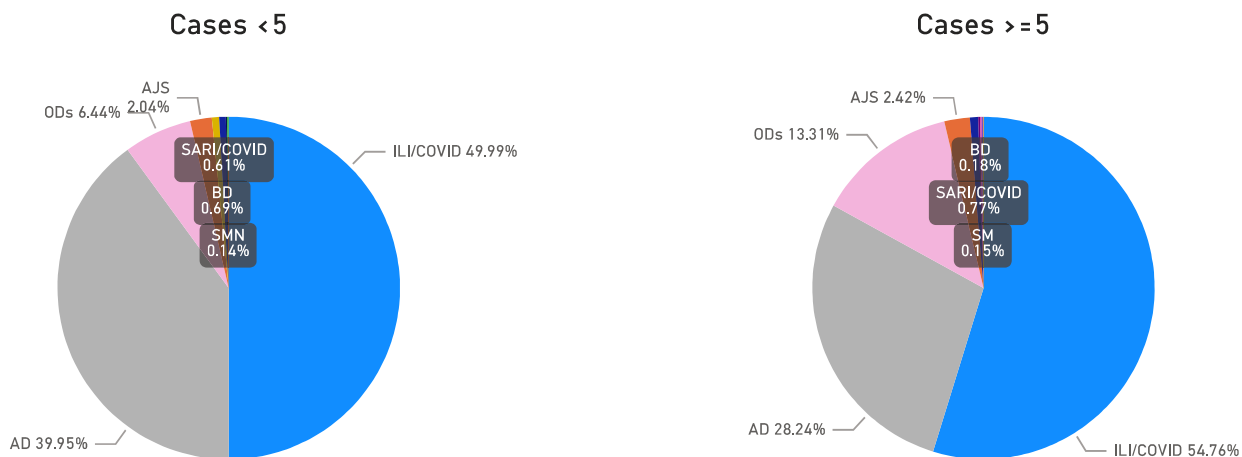
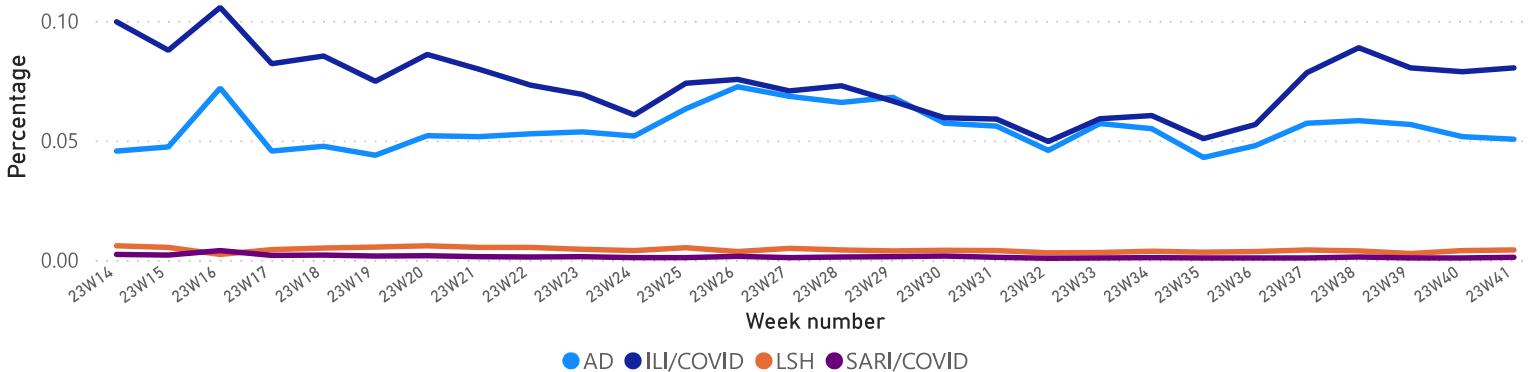


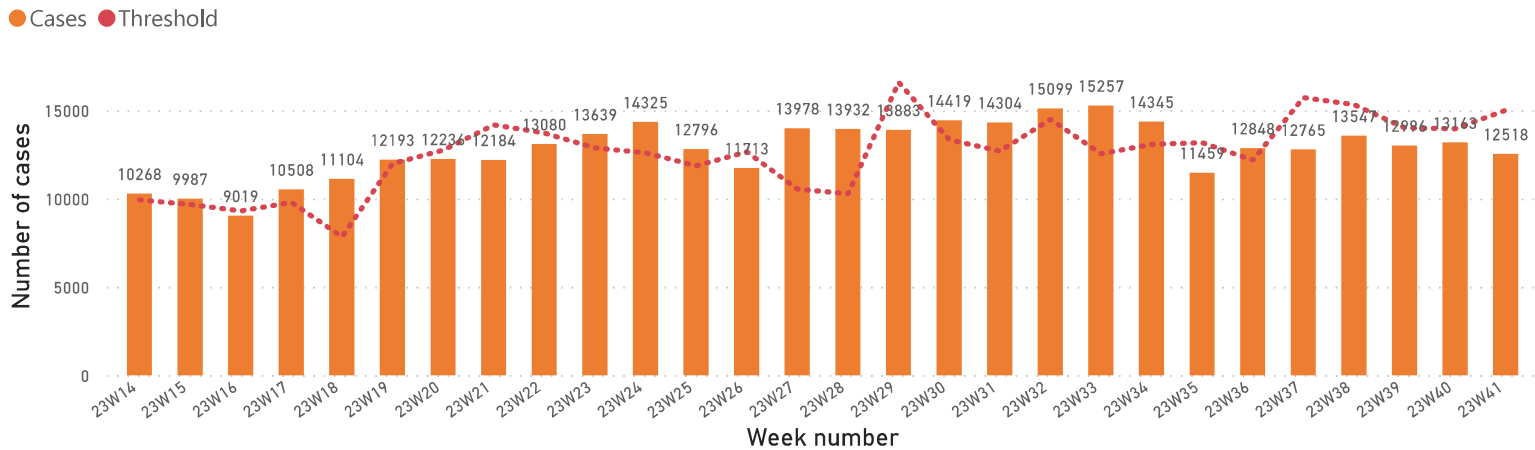
Figure 4: Proportion of Morbidity of top 4 diseases among the total consultation by week



1. Waterborne Diseases

- There was 12 case of acute watery diarrhea (AWD)
- A total of 12,518 AD cases were reported during this week

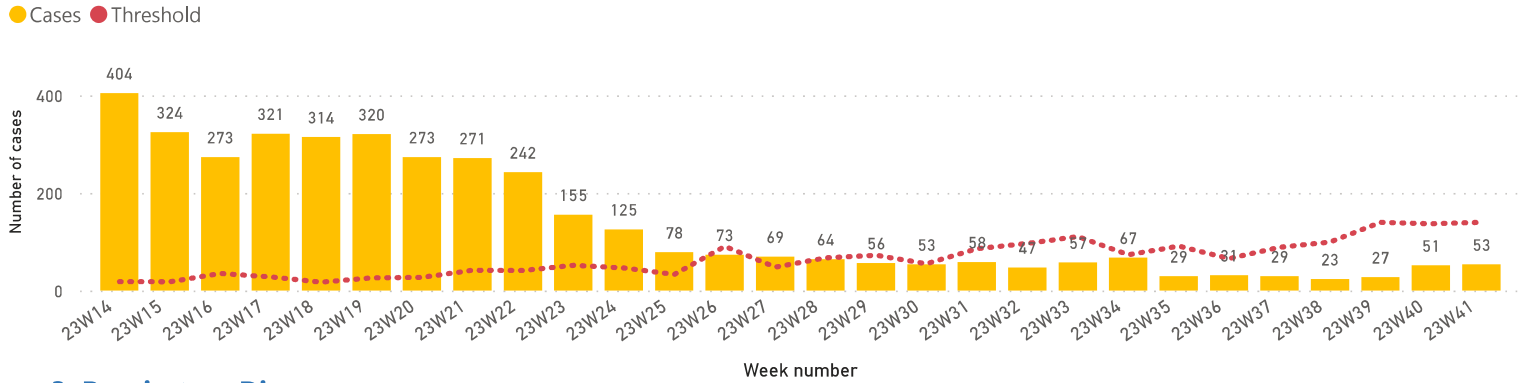
Figure 5: Number of acute diarrhea by week



2. Vaccine Preventable Diseases

- 1 cases of acute flaccid paralysis (AFP) were reported in this week
- Number of suspected measles in thre reporting week was (53) cases. Most cases were reported from Al-Hasakeh (23) Idleb (10) Aleppo (7) Deir-ez-Zor (6) As-Sweida (2) Daraa (2) Hama (1) Tartous (1) Lattakia (1).

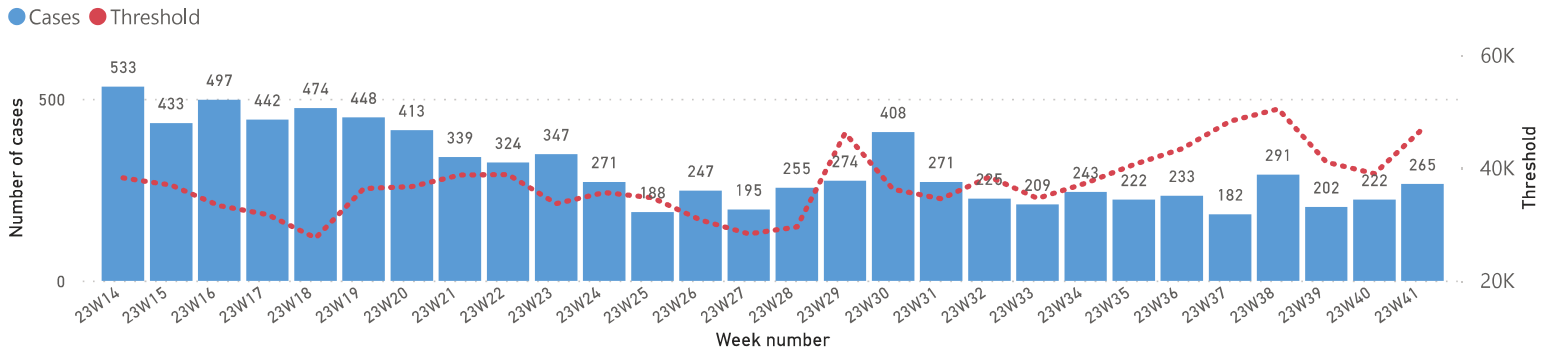
Figure 6: Suspected measles cases by week



3. Respiratory Diseases

- In total, 19,914 ILI cases were reported during week.
- In total, 265 SARI cases were reported, and the trend is shown in (Figure 7). Most of the cases were reported from Damascus (75) Al-Hasakeh (48) Hama (32) Tartous (25) Aleppo (22) Deir-ez-Zor (18) Lattakia (14) Homs (11) Rural Damascus (8) Ar-Raqqqa (6) Quneitra (3) Daraa (2) As-Sweida (1)

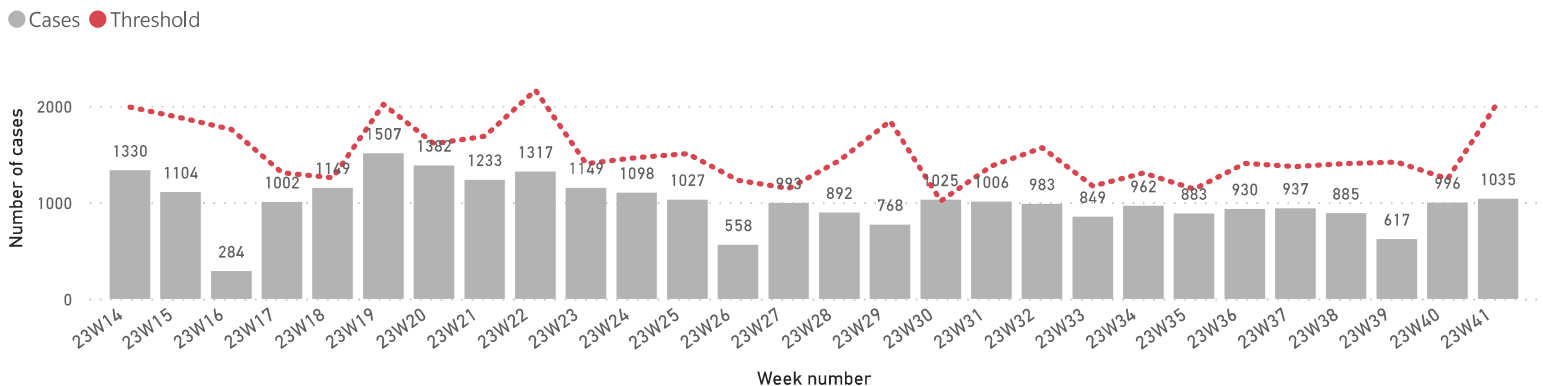
Figure 7: SARI cases by week



4. Other Diseases

- 3,934 cases were reported as "other diseases" through EWARS. The health conditions with the highest incidents were Lice (1,182) Leishmaniasis (1,035) and Scabies (586)
- During this week, most of suspected leishmaniasis cases were reported from Aleppo (626) Idleb (157) Hama (130)

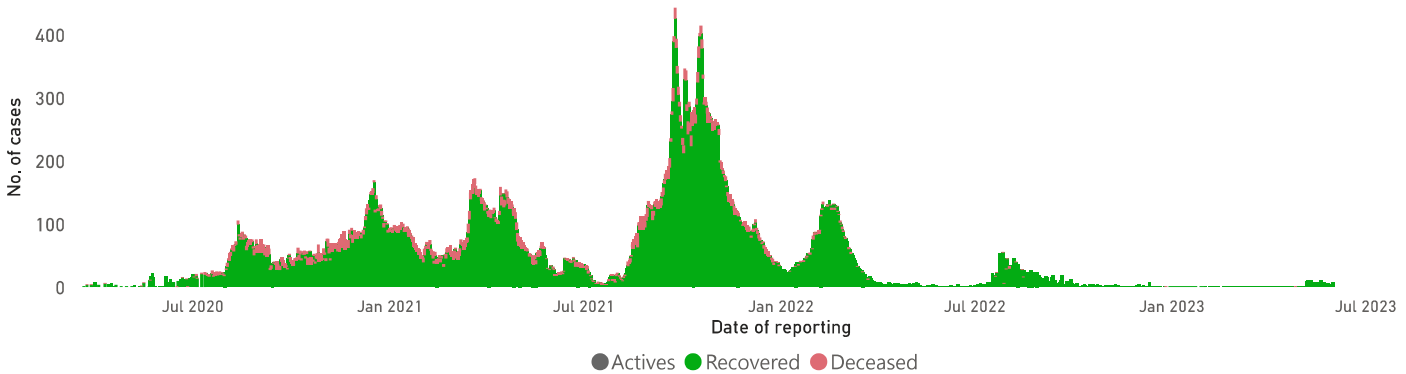
Figure 8: Suspected Leishmaniasis cases by week



COVID-19

- As of 15 October 2023, a total of 57,698 confirmed cases – in 14 governorates, Damascus (11,299) (19.58%), Lattakia (9,883) (17.13%), Aleppo (8,816) (15.28%), Homs (6,178) (10.71%), Rural Damascus (5,281) (9.15%), Tartous (4,063) (7.04%), Dar'a (3,312) (5.74%), As-Sweida (3,056) (5.3%), Hama (2,878) (4.99%), Al-Hasakeh (1,053) (1.83%), Quneitra (1,005) (1.74%), Deir-ez-Zor (842) (1.46%), Ar-Raqqa (25) (0.04%), Idleb (7) (0.01%),
- Number of deaths related to COVID-19 is 3,165 in 11 governorates, CFR 5.5%

Figure 9: Confirmed COVID-19 cases by outcome

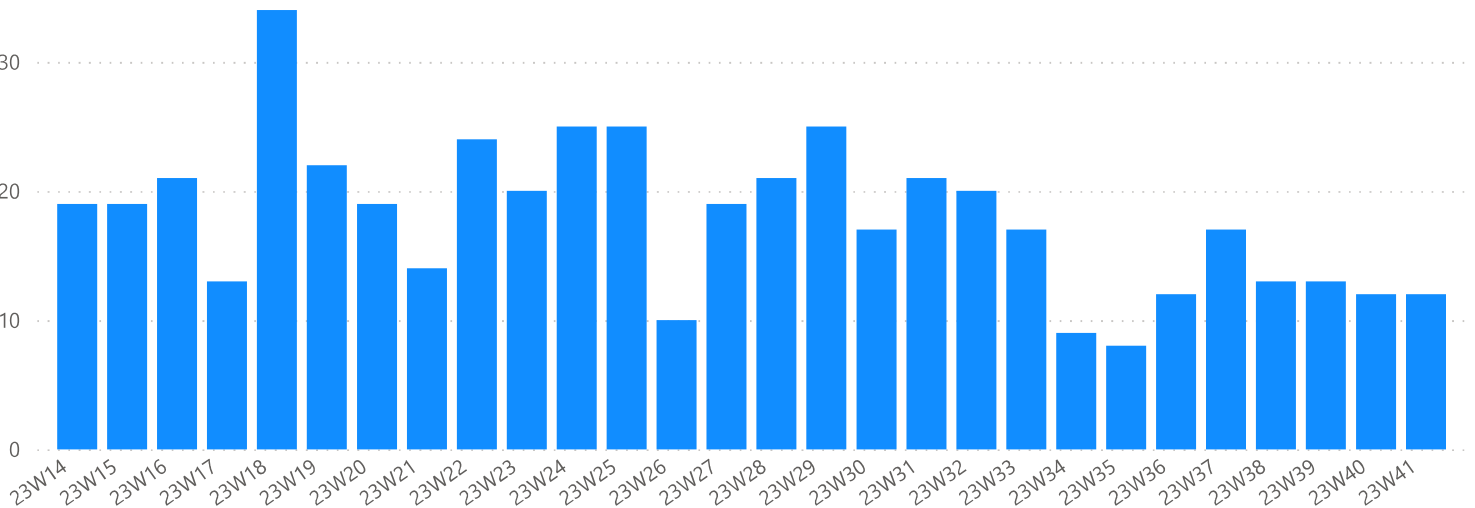


AWD

- A total of 12 AWD cases were reported during this week, and the total number of AWD cases reported since the start of the outbreak is 10905

the total number of RDT tested **positive** is **1,852**, and **164** Culture were tested **positive** since 22 August 2022.

Figure 10: AWD cases



Comparison with Previous Week by Health Condition

DiseaseName	23W38	23W39	23W40	23W41	Total
Acute bloody diarrhea	119	115	151	149	534
Acute Diarrhea	13,547	12,996	13,163	12,518	52,224
Acute Flaccid Paralysis	6	6	5	1	18
Acute Watery diarrhea (suspected cholera)	13	13	12	12	50
Brucellosis	210	154	184	180	728
chicken pox	146	144	162	138	590
Influenza Like Illness	20,621	18,446	20,106	19,914	79,087
Leishmaniasis	885	617	996	1,035	3,533
Lice	1,296	1,132	1,270	1,182	4,880
Measles and Rubella	23	27	51	53	154
Meningitis	54	53	57	49	213
Mumps	41	35	39	38	153
Others	587	425	421	339	1,772
Pertussis	132	156	143	143	574
SARI	291	202	222	265	980
Scabis	634	558	574	586	2,352
Suspected Hepatitis (Jaundice)	1,126	1,300	816	854	4,096
Tuberculosis	36	54	66	46	202
Typhoid Fever	266	227	239	247	979
Total	40,033	36,660	38,677	37,749	153,119

Case Distribution by Age Group, and by Governorate

Week 2023 Week 41 (9 - 15 October 2023)

DiseaseGroup	Aleppo	Al-Hasakeh	Ar-Raqqa	As-Sweida	Damascus	Daraa	Deir-ez-Zor	Hama	Homs	Idleb	Lattakia	Quneitra	Rural Damascus	Tartous	Total
Priority Diseases	4,660	2,533	1,610	119	1,085	833	7,661	593	1,019	5,867	3,089	346	2,777	1,623	33,815
Suspected Hepatitis (Jaundice)	49	4	239	13	9	117	163	36	50	44	33	12	24	61	854
Less than 5 years	11	1	140	0	3	26	94	7	6	21	3	12	0	0	324
5 years or more	38	3	99	13	6	91	69	29	44	23	30	0	24	61	530
SARI	22	48	6	1	75	2	18	32	11	0	14	3	8	25	265
Less than 5 years	3	35	3	0	11	0	2	25	1	0	5	0	3	8	96
5 years or more	19	13	3	1	64	2	16	7	10	0	9	3	5	17	169
Meningitis	0	2	1	0	0	6	15	0	3	17	0	0	2	3	49
Less than 5 years	0	1	0	0	0	5	11	0	1	3	0	0	0	1	22
5 years or more	0	1	1	0	0	1	4	0	2	14	0	0	2	2	27
Measles and Rubella	7	23	0	2	0	2	6	1	0	10	1	0	0	1	53
Less than 5 years	3	6	0	2	0	2	5	0	0	2	0	0	0	0	20
5 years or more	4	17	0	0	0	0	1	1	0	8	1	0	0	1	33
Influenza Like Illness	3,463	1,375	824	72	765	431	3,873	199	650	2,352	2,303	245	2,124	1,238	19,914
Less than 5 years	1,065	611	398	25	210	159	2,223	107	129	1,175	842	103	629	252	7,928
5 years or more	2,398	764	426	47	555	272	1,650	92	521	1,177	1,461	142	1,495	986	11,986
Acute Watery diarrhea (suspected cholera)	0	0	0	0	0	0	1	0	1	4	3	0	0	3	12
Less than 5 years	0	0	0	0	0	0	0	0	1	1	0	0	0	0	2
5 years or more	0	0	0	0	0	0	1	0	0	3	3	0	0	3	10
Acute Flaccid Paralysis	0	0	0	0	0	0	0	0	1	0	0	0	0	0	1
Less than 5 years	0	0	0	0	0	0	0	0	0	0	0	0	0	0	0
5 years or more	0	0	0	0	0	0	0	0	1	0	0	0	0	0	1
Acute Diarrhea	1,119	1,064	509	31	232	267	3,500	325	303	3,440	731	86	619	292	12,518
Less than 5 years	481	640	296	8	75	123	1,992	195	95	1,739	283	40	272	97	6,336
5 years or more	638	424	213	23	157	144	1,508	130	208	1,701	448	46	347	195	6,182
Acute bloody diarrhea	0	17	31	0	4	8	85	0	0	0	4	0	0	0	149
Less than 5 years	0	11	13	0	1	4	80	0	0	0	1	0	0	0	110
5 years or more	0	6	18	0	3	4	5	0	0	0	3	0	0	0	39
Other Diseases	1,025	269	117	14	31	106	575	379	72	794	410	39	76	27	3,934
Typhoid Fever	12	6	46	0	0	16	92	5	2	65	0	0	3	0	247
Less than 5 years	0	0	4	0	0	0	11	1	0	35	0	0	0	0	51
5 years or more	12	6	42	0	0	16	81	4	2	30	0	0	3	0	196
Tuberculosis	18	0	0	0	2	0	3	1	0	3	16	0	2	1	46
Less than 5 years	0	0	0	0	0	0	1	0	0	0	0	0	0	0	1
5 years or more	18	0	0	0	2	0	2	1	0	3	16	0	2	1	45
Scabies	103	76	6	5	8	42	114	56	28	26	104	5	13	0	586
Less than 5 years	18	12	0	1	3	12	19	11	5	0	24	2	2	0	109
5 years or more	85	64	6	4	5	30	95	45	23	26	80	3	11	0	477
Pertussis	1	0	13	0	0	0	119	1	0	9	0	0	0	0	143
Less than 5 years	1	0	4	0	0	0	59	1	0	6	0	0	0	0	71
5 years or more	0	0	9	0	0	0	60	0	0	3	0	0	0	0	72
Others	1	115	0	0	2	34	54	7	17	2	71	18	18	0	339
Less than 5 years	0	58	0	0	0	10	32	4	2	0	32	13	2	0	153
5 years or more	1	57	0	0	2	24	22	3	15	2	39	5	16	0	186
Mumps	3	1	0	0	0	0	6	1	1	26	0	0	0	0	38
Less than 5 years	1	0	0	0	0	0	1	1	1	0	0	0	0	0	4
5 years or more	2	1	0	0	0	0	5	0	0	26	0	0	0	0	34
Lice	234	52	1	0	10	6	91	150	2	395	201	1	19	20	1,182
Less than 5 years	58	23	0	0	1	0	24	20	2	206	21	1	7	0	363
5 years or more	176	29	1	0	9	6	67	130	0	189	180	0	12	20	819
Leishmaniasis	626	15	21	1	4	0	43	130	13	157	16	0	3	6	1,035
Less than 5 years	86	6	4	1	0	0	13	26	0	48	1	0	0	0	185
5 years or more	540	9	17	0	4	0	30	104	13	109	15	0	3	6	850
chicken pox	14	3	6	1	2	1	7	5	2	80	1	12	4	0	138
Less than 5 years	7	3	2	0	0	1	1	3	2	33	1	12	1	0	66
5 years or more	7	0	4	1	2	0	6	2	0	47	0	0	3	0	72
Brucellosis	13	1	24	7	3	7	46	23	7	31	1	3	14	0	180
Less than 5 years	0	0	1	2	0	2	6	1	0	4	0	2	0	0	18
5 years or more	13	1	23	5	3	5	40	22	7	27	1	1	14	0	162
Total	5,685	2,802	1,727	133	1,116	939	8,236	972	1,091	6,661	3,499	385	2,853	1,650	37,749