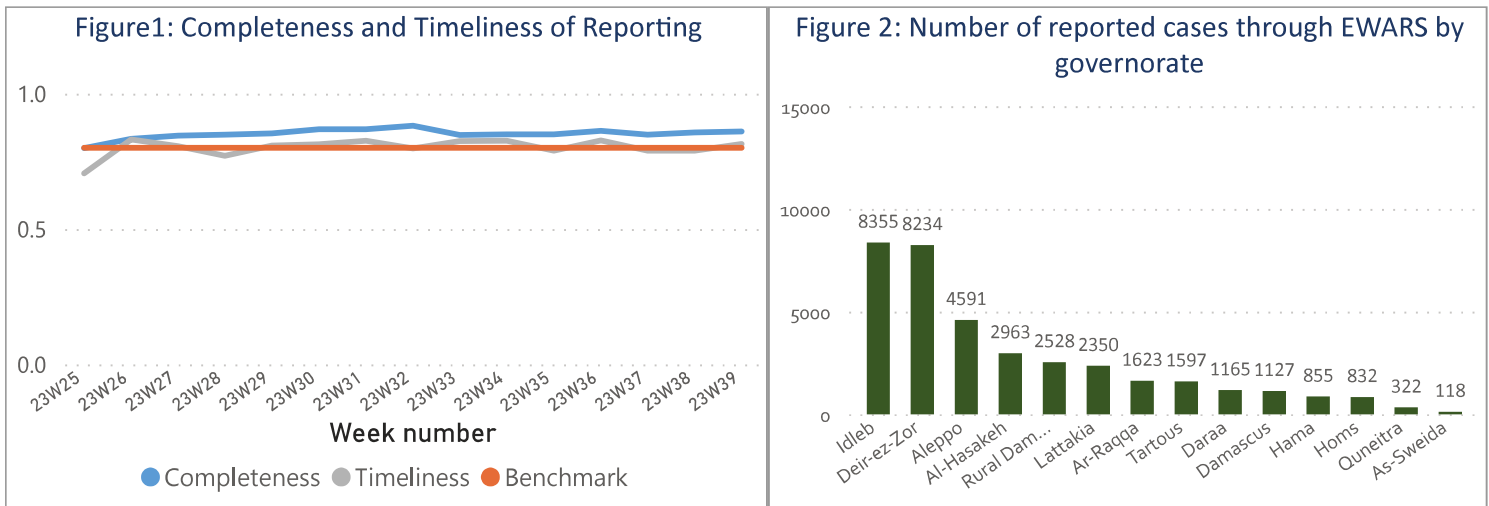


Highlights

- A total of 229,485 consultations were recorded in all the 14 governorates
- The leading causes of morbidity among all age groups were Influenza Like Illness 18,446 (50.32%) and Acute Diarrhea 12,996 (35.45%).
- A total of 13 AWD cases were reported during this week, and the total number of AWD cases reported since the start of the outbreak is 10,881
- MoH reported 0 confirmed cases of COVID-19, the cumulative number of COVID-19 confirmed cases is 57,698 since the start of pandemic.
- 6 AFP cases reported in Hama (3) Damascus (1) Rural Damascus (1) Lattakia (1).
- 27 suspected measles cases in Idleb (14) Ar-Raqqa (3) Aleppo (3) Al-Hasakeh (2) Daraa (2) Homs (1) Rural Damascus (1) Deir-ez-Zor (1)

Performance Indicators

- A total of 1,286 out of 1494 active reporting sites (86.08%) in all 14 governorates of Syria reported through EWARS, with 81.42% timeliness among those sites providing data during the week (Figure 1)



Morbidity

- A total of 229,485 consultations were recorded in 1,286 health facilities in 14 governorates. Among them, 36,660 cases were EWARS notifiable health conditions (Figure 2)
- The leading causes of morbidity among all age groups were Influenza Like Illness 18,446 (50.32%) and Acute Diarrhea 12,996 (35.45%).
- Of the 36,660 total reported cases, 51.51% (18,882) were female, and 43.35% (15,892) were children under 5 years old
- Children under 5 years of age 48.94% of cases are ILI, and ILI representing 51.37% of the cases above 5 years during this reporting period (Figure 3)
- The proportional morbidity of ILI is 8.04% and the downwards trend was observed: 0.84% from the previous week (Figure 4)
- The proportional morbidity of AD is 5.66% and the downwards trend was observed: 0.17% from the previous week (Figure 4)

Figure 3: Proportional morbidity by age group

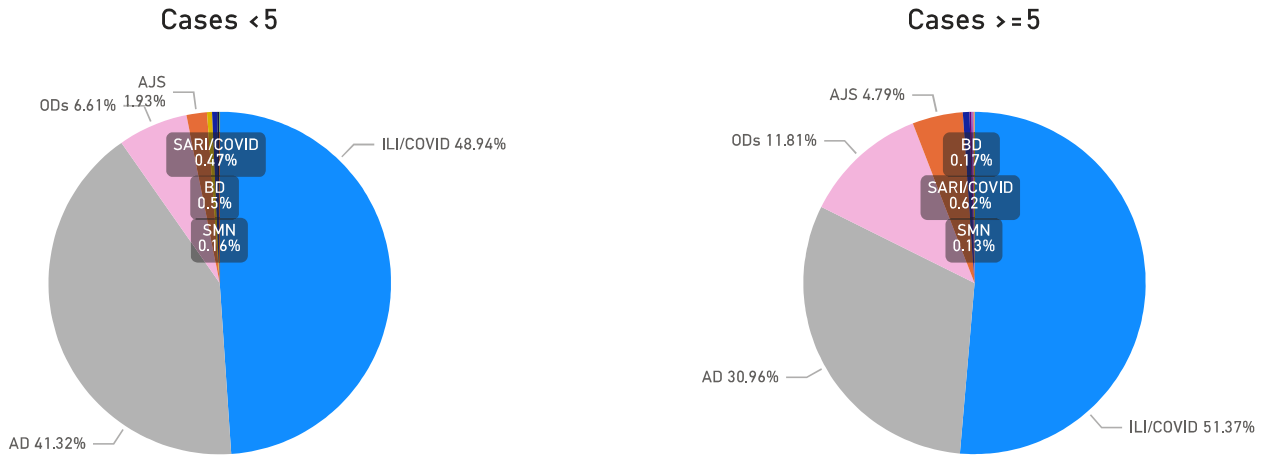
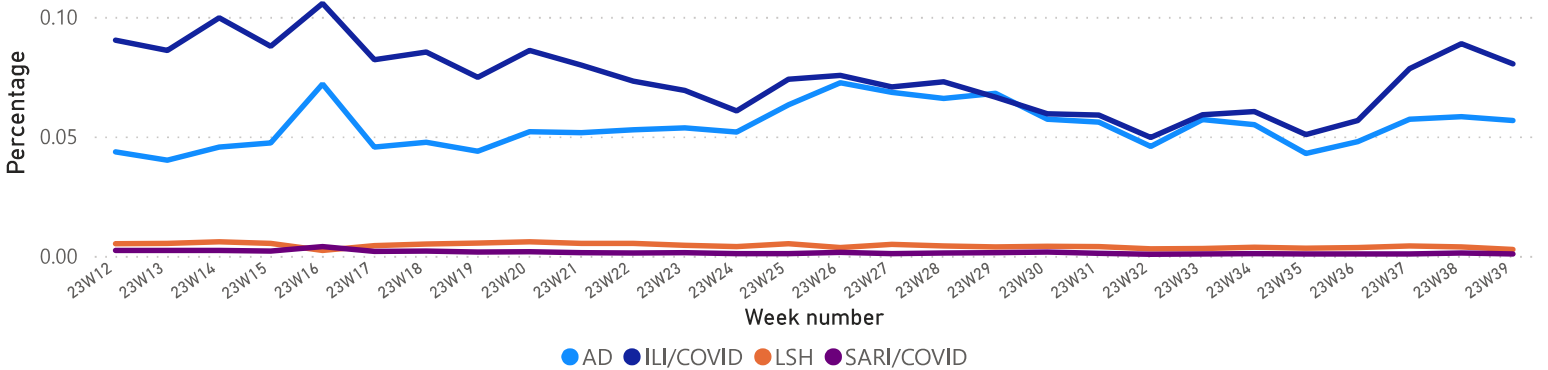


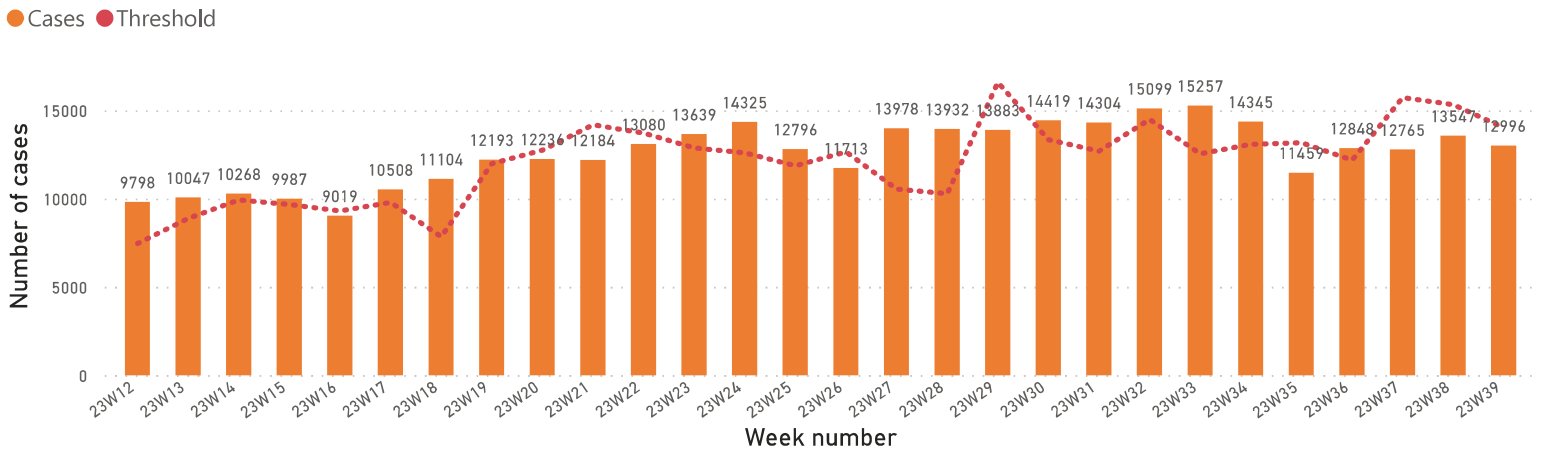
Figure 4: Proportion of Morbidity of top 4 diseases among the total consultation by week



1. Waterborne Diseases

- There was 13 case of acute watery diarrhea (AWD)
- A total of 12,996 AD cases were reported during this week

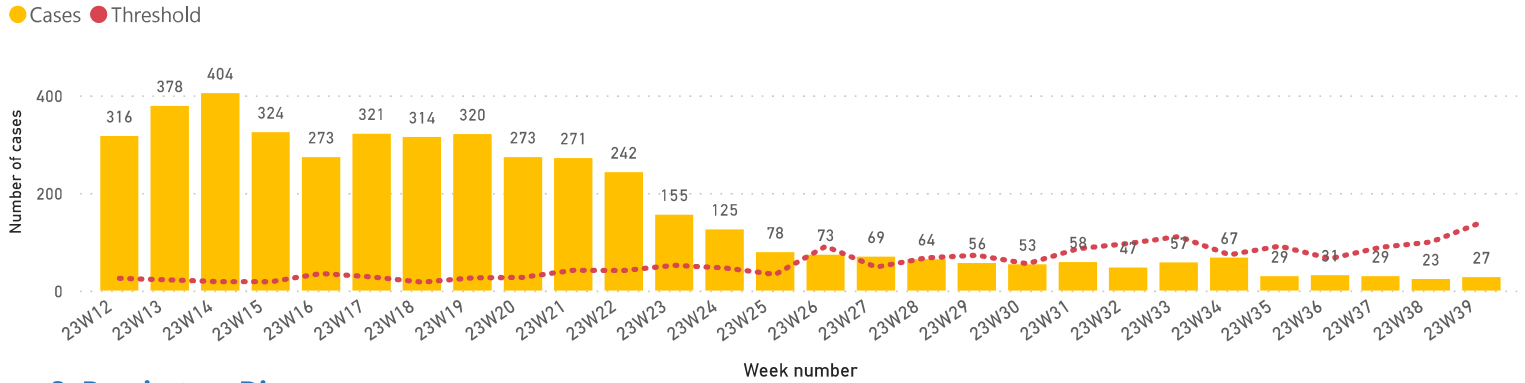
Figure 5: Number of acute diarrhea by week



2. Vaccine Preventable Diseases

- 6 cases of acute flaccid paralysis (AFP) were reported in this week
- Number of suspected measles in thre reporting week was (27) cases. Most cases were reported from Idleb (14) Ar-Raqqa (3) Aleppo (3) Al-Hasakeh (2) Daraa (2) Homs (1) Rural Damascus (1) Deir-ez-Zor (1).

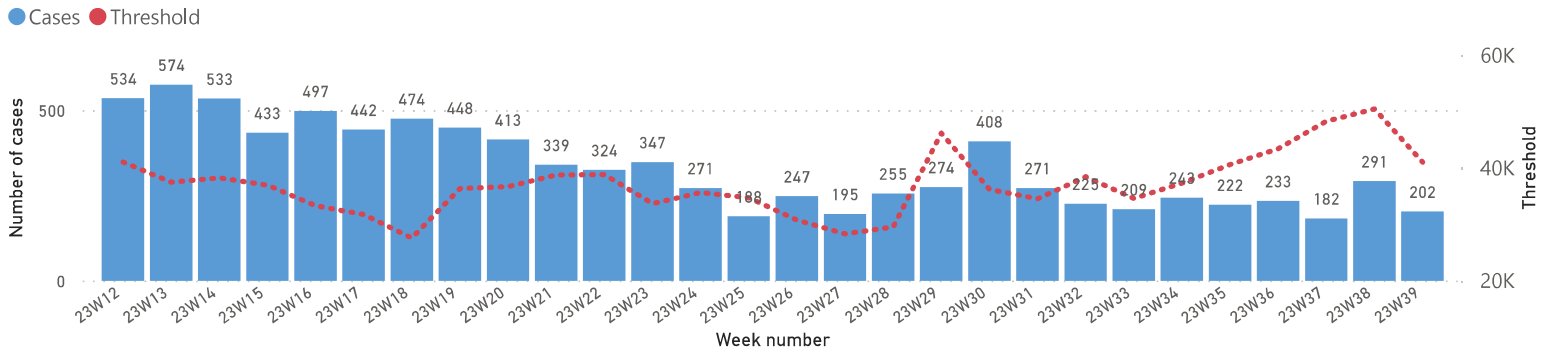
Figure 6: Suspected measles cases by week



3. Respiratory Diseases

- In total, 18,446 ILI cases were reported during week.
- In total, 202 SARI cases were reported, and the trend is shown in (Figure 7). Most of the cases were reported from Al-Hasakeh (46) Damascus (38) Hama (27) Tartous (26) Lattakia (16) Aleppo (13) Homs (12) As-Sweida (7) Deir-ez-Zor (7) Ar-Raqqa (5) Quneitra (3) Rural Damascus (2)

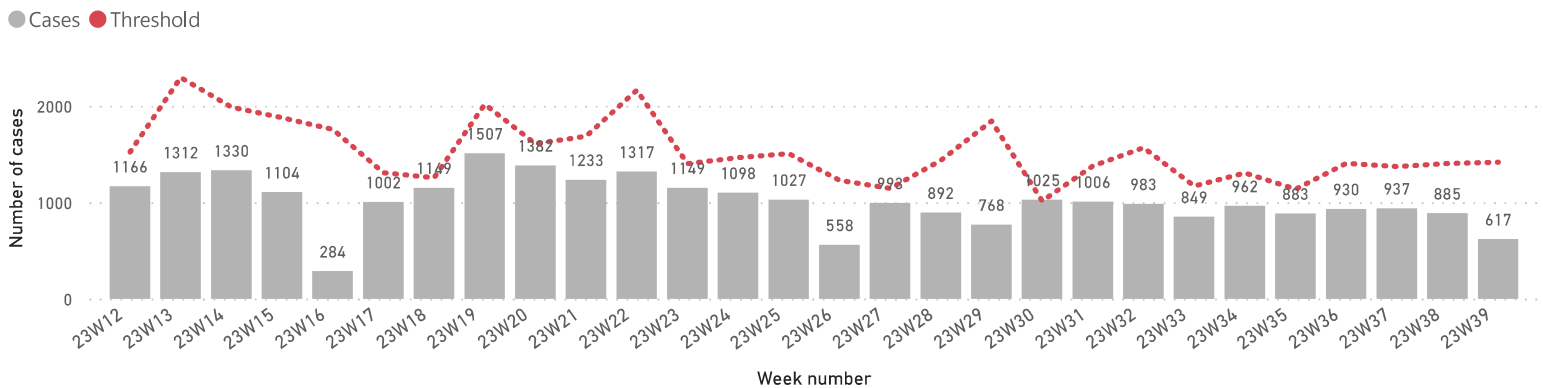
Figure 7: SARI cases by week



4. Other Diseases

- 3502 cases were reported as “other diseases” through EWARS. The health conditions with the highest incidents were Lice (1132) Leishmaniasis (617) and Scabis (558)
- During this week, most of suspected leishmaniasis cases were reported from Aleppo (301) Idleb (145) Hama (91)

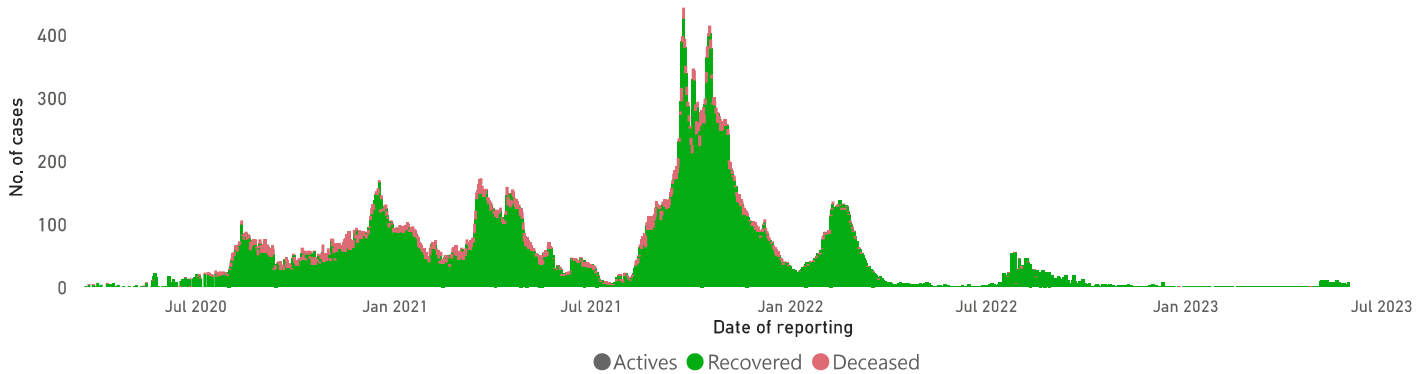
Figure 8: Suspected Leishmaniasis cases by week



COVID-19

- As of 1 October 2023, a total of 57,698 confirmed cases – in 14 governorates, Damascus (11,299) (19.58%), Lattakia (9,883) (17.13%), Aleppo (8,816) (15.28%), Homs (6,178) (10.71%), Rural Damascus (5,281) (9.15%), Tartous (4,063) (7.04%), Dar'a (3,312) (5.74%), As-Sweida (3,056) (5.3%), Hama (2,878) (4.99%), Al-Hasakeh (1,053) (1.83%), Quneitra (1,005) (1.74%), Deir-ez-Zor (842) (1.46%), Ar-Raqqa (25) (0.04%), Idleb (7) (0.01%),
- Number of deaths related to COVID-19 is 3,165 in 11 governorates, CFR 5.5%

Figure 9: Confirmed COVID-19 cases by outcome

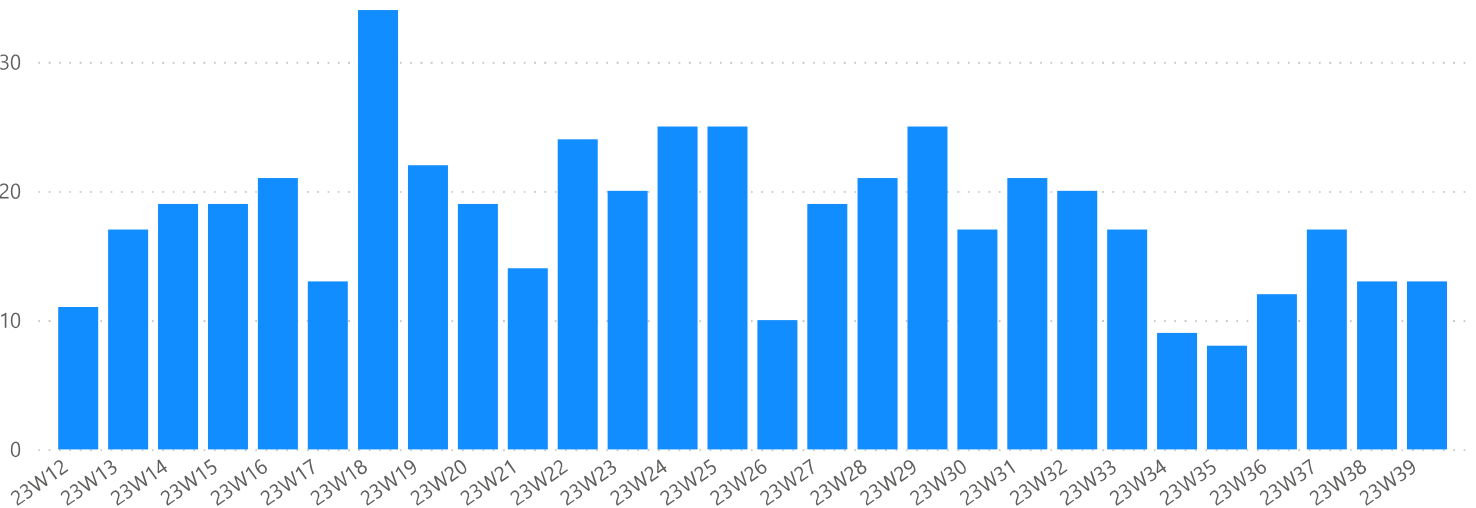


AWD

- A total of 13 AWD cases were reported during this week, and the total number of AWD cases reported since the start of the outbreak is 10881

the total number of RDT tested positive is 1,852, and 164 Culture were tested positive since 22 August 2022.

Figure 10: AWD cases



Comparison with Previous Week by Health Condition

DiseaseName	23W36	23W37	23W38	23W39	Total
Acute bloody diarrhea	88	102	119	115	424
Acute Diarrhea	12,848	12,765	13,547	12,996	52,156
Acute Flaccid Paralysis	3	9	6	6	24
Acute Watery diarrhea (suspected cholera)	12	17	13	13	55
Brucellosis	191	170	210	154	725
chicken pox	153	144	146	144	587
Influenza Like Illness	15,240	17,500	20,621	18,446	71,807
Leishmaniasis	930	937	885	617	3,369
Lice	1,123	1,179	1,296	1,132	4,730
Measles and Rubella	31	29	23	27	110
Meningitis	50	43	54	53	200
Mumps	38	44	41	35	158
Others	561	542	587	425	2,115
Pertussis	90	96	132	156	474
SARI	233	182	291	202	908
Scabis	432	518	634	558	2,142
Suspected Hepatitis (Jaundice)	722	846	1,126	1,300	3,994
Tuberculosis	64	26	36	54	180
Typhoid Fever	255	224	266	227	972
Total	33,064	35,373	40,033	36,660	145,130

Case Distribution by Age Group, and by Governorate

Week 2023 Week 39 (25 September - 1 October 2023)

DiseaseGroup	Aleppo	Al-Hasakeh	Ar-Raqqa	As-Sweida	Damascus	Daraa	Deir-ez-Zor	Hama	Homs	Idleb	Lattakia	Quneitra	Rural Damascus	Tartous	Total
Priority Diseases	3,855	2,488	1,474	101	1,094	1,087	7,828	623	772	7,362	2,195	297	2,456	1,526	33,158
Suspected Hepatitis (Jaundice)	62	9	230	14	13	632	119	28	40	52	27	7	15	52	1,300
Less than 5 years	13	2	137	0	9	39	68	7	2	19	2	7	0	1	306
5 years or more	49	7	93	14	4	593	51	21	38	33	25	0	15	51	994
SARI	13	46	5	7	38	0	7	27	12	0	16	3	2	26	202
Less than 5 years	0	22	4	0	12	0	2	11	0	0	12	0	0	11	74
5 years or more	13	24	1	7	26	0	5	16	12	0	4	3	2	15	128
Meningitis	1	7	2	0	3	6	8	3	1	19	0	0	2	1	53
Less than 5 years	1	2	2	0	2	3	8	0	1	6	0	0	0	1	26
5 years or more	0	5	0	0	1	3	0	3	0	13	0	0	2	0	27
Measles and Rubella	3	2	3	0	0	2	1	0	1	14	0	0	1	0	27
Less than 5 years	3	1	3	0	0	2	1	0	0	0	0	0	0	0	10
5 years or more	0	1	0	0	0	0	0	0	1	14	0	0	1	0	17
Influenza Like Illness	2,642	1,383	702	58	799	298	4,184	170	382	2,954	1,620	199	1,924	1,131	18,446
Less than 5 years	838	789	342	14	256	123	2,316	82	109	1,475	443	78	650	263	7,778
5 years or more	1,804	594	360	44	543	175	1,868	88	273	1,479	1,177	121	1,274	868	10,668
Acute Watery diarrhea (suspected cholera)	2	0	0	0	0	0	1	0	0	3	3	0	0	4	13
Less than 5 years	0	0	0	0	0	0	0	0	0	0	1	0	0	0	1
5 years or more	2	0	0	0	0	0	1	0	0	3	2	0	0	4	12
Acute Flaccid Paralysis	0	0	0	0	1	0	0	3	0	0	1	0	1	0	6
Less than 5 years	0	0	0	0	0	0	0	1	0	0	0	0	0	0	1
5 years or more	0	0	0	0	1	0	0	2	0	0	1	0	1	0	5
Acute Diarrhea	1,131	1,013	510	20	240	144	3,453	391	336	4,320	528	88	511	311	12,996
Less than 5 years	468	596	308	6	90	63	1,897	225	131	2,212	195	37	231	108	6,567
5 years or more	663	417	202	14	150	81	1,556	166	205	2,108	333	51	280	203	6,429
Acute bloody diarrhea	1	28	22	2	0	5	55	1	0	0	0	0	0	1	115
Less than 5 years	0	15	9	1	0	2	51	0	0	0	0	0	0	1	79
5 years or more	1	13	13	1	0	3	4	1	0	0	0	0	0	0	36
Other Diseases	736	475	149	17	33	78	406	232	60	993	155	25	72	71	3,502
Typhoid Fever	10	3	50	0	0	20	63	3	0	73	1	0	4	0	227
Less than 5 years	1	0	11	0	0	0	13	0	0	37	0	0	0	0	62
5 years or more	9	3	39	0	0	20	50	3	0	36	1	0	4	0	165
Tuberculosis	7	0	0	1	2	0	0	0	1	10	25	0	3	5	54
Less than 5 years	0	0	0	0	0	0	0	0	0	0	0	0	0	1	1
5 years or more	7	0	0	1	2	0	0	0	1	10	25	0	3	4	53
Scabies	119	105	4	3	6	12	97	55	34	47	63	1	1	11	558
Less than 5 years	14	35	2	0	0	4	31	8	4	0	10	1	0	0	109
5 years or more	105	70	2	3	6	8	66	47	30	47	53	0	1	11	449
Pertussis	0	0	38	0	0	0	92	0	0	26	0	0	0	0	156
Less than 5 years	0	0	16	0	0	0	44	0	0	14	0	0	0	0	74
5 years or more	0	0	22	0	0	0	48	0	0	12	0	0	0	0	82
Others	5	259	0	0	0	34	57	5	14	1	12	14	24	0	425
Less than 5 years	3	109	0	0	0	8	33	1	2	0	5	10	0	0	171
5 years or more	2	150	0	0	0	26	24	4	12	1	7	4	24	0	254
Mumps	1	0	0	0	0	0	8	0	0	26	0	0	0	0	35
Less than 5 years	1	0	0	0	0	0	2	0	0	0	0	0	0	0	3
5 years or more	0	0	0	0	0	0	6	0	0	26	0	0	0	0	32
Lice	268	92	0	0	13	6	30	73	6	535	42	2	19	46	1,132
Less than 5 years	73	28	0	0	1	0	7	11	1	273	6	1	3	2	406
5 years or more	195	64	0	0	12	6	23	62	5	262	36	1	16	44	726
Leishmaniasis	301	7	27	0	1	0	29	91	1	145	4	0	3	8	617
Less than 5 years	52	3	9	0	0	0	10	17	0	60	1	0	0	0	152
5 years or more	249	4	18	0	1	0	19	74	1	85	3	0	3	8	465
chicken pox	4	8	5	0	4	1	6	2	3	97	6	6	1	1	144
Less than 5 years	3	3	2	0	2	1	1	1	2	41	1	6	0	0	63
5 years or more	1	5	3	0	2	0	5	1	1	56	5	0	1	1	81
Brucellosis	21	1	25	13	7	5	24	3	1	33	2	2	17	0	154
Less than 5 years	0	0	1	0	1	0	0	0	0	7	0	0	0	0	9
5 years or more	21	1	24	13	6	5	24	3	1	26	2	2	17	0	145
Total	4,591	2,963	1,623	118	1,127	1,165	8,234	855	832	8,355	2,350	322	2,528	1,597	36,660