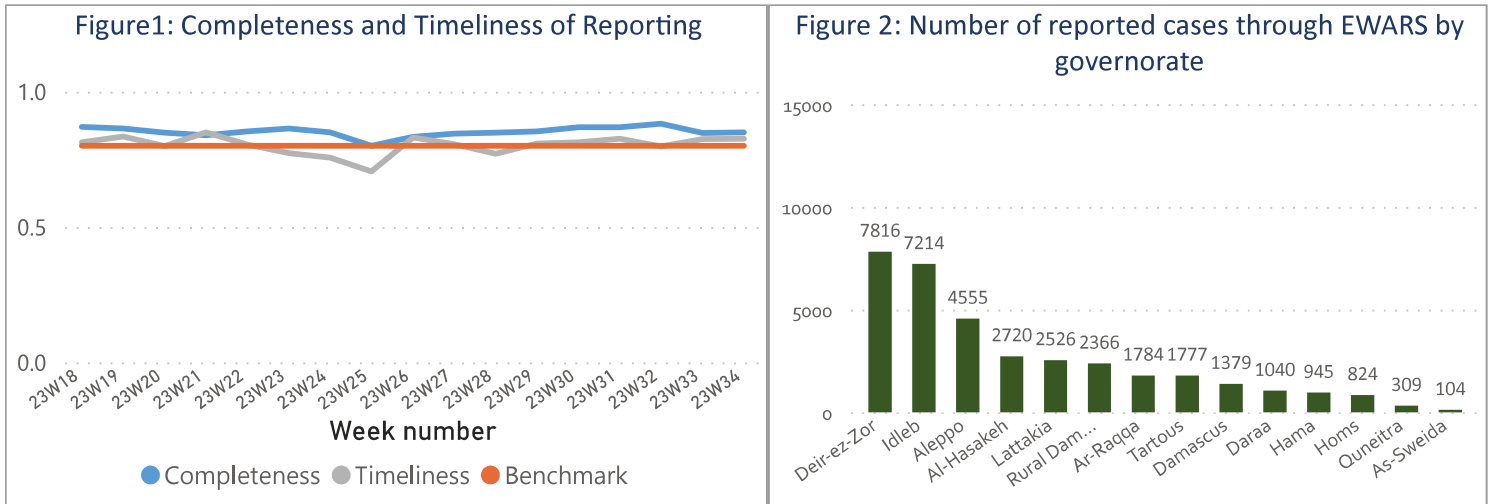


Highlights

- A total of 260,934 consultations were recorded in all the 14 governorates
- The leading causes of morbidity among all age groups were Influenza Like Illness 15,751 (44.55%) and Acute Diarrhea 14,345 (40.57%).
- A total of 9 AWD cases were reported during this week, and the total number of AWD cases reported since the start of the outbreak is 10,818
- MoH reported 0 confirmed cases of COVID-19, the cumulative number of COVID-19 confirmed cases is 57,698 since the start of pandemic.
- 3 AFP cases reported in Deir-ez-Zor (2) Aleppo (1).
- 67 suspected measles cases in Aleppo (16) Idleb (14) Al-Hasakeh (11) Rural Damascus (6) Daraa (4) Deir-ez-Zor (4) Damascus (3) Hama (3) Tartous (2) Ar-Raqqa (2) Lattakia (2)

Performance Indicators

- A total of 1,283 out of 1,509 active reporting sites (85.02%) in all 14 governorates of Syria reported through EWARS, with 82.62% timeliness among those sites providing data during the week (Figure 1)



Morbidity

- A total of 260,934 consultations were recorded in 1,283 health facilities in 14 governorates. Among them, 35,359 cases were EWARS notifiable health conditions (Figure 2)
- The leading causes of morbidity among all age groups were Influenza Like Illness 15,751 (44.55%) and Acute Diarrhea 14,345 (40.57%).
- Of the 35,359 total reported cases, 51.23% (18,114) were female, and 43.54% (15,395) were children under 5 years old
- Children under 5 years of age 42.41% of cases are ILI, and ILI representing 46.19% of the cases above 5 years during this reporting period (Figure 3)
- The proportional morbidity of ILI is 6.04% and the upwards trend was observed: 0.13% from the previous week (Figure 4)
- The proportional morbidity of AD is 5.5% and the downwards trend was observed: 0.21% from the previous week (Figure 4)

Figure 3: Proportional morbidity by age group

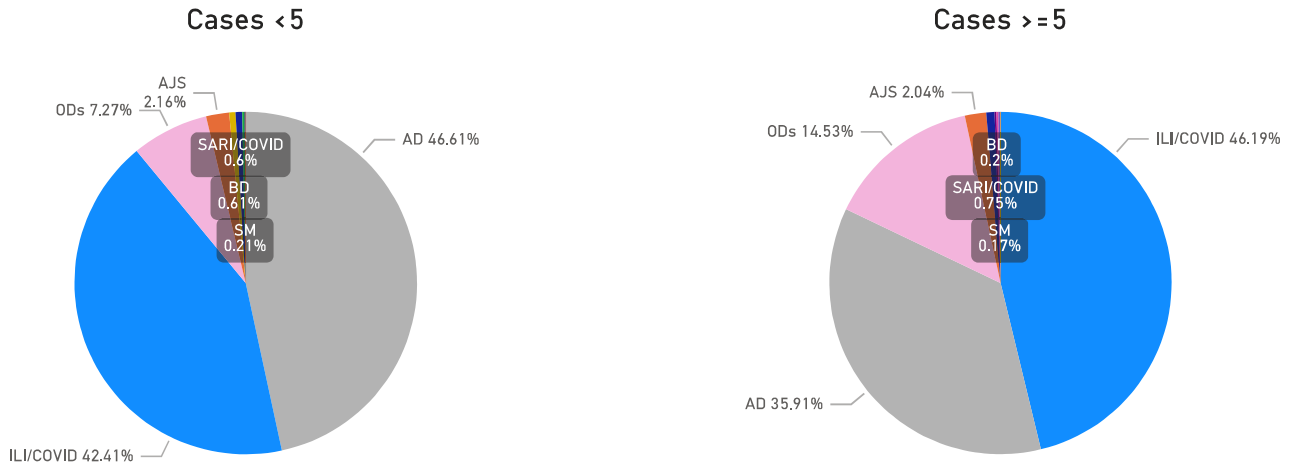
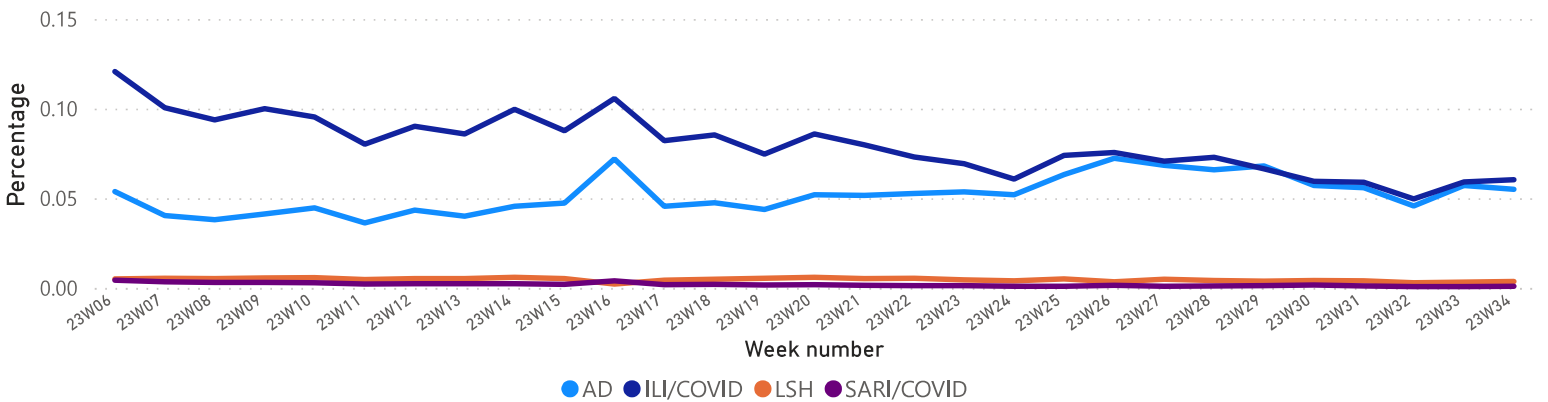


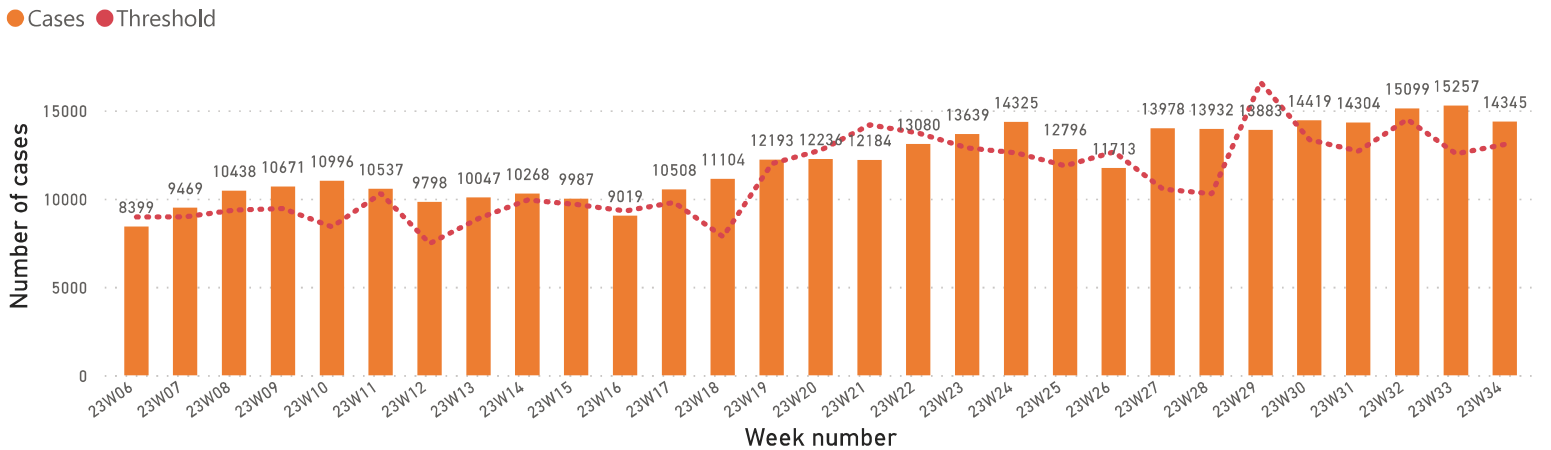
Figure 4: Proportion of Morbidity of top 4 diseases among the total consultation by week



1. Waterborne Diseases

- There was 9 case of acute watery diarrhea (AWD)
- A total of 14,345 AD cases were reported during this week

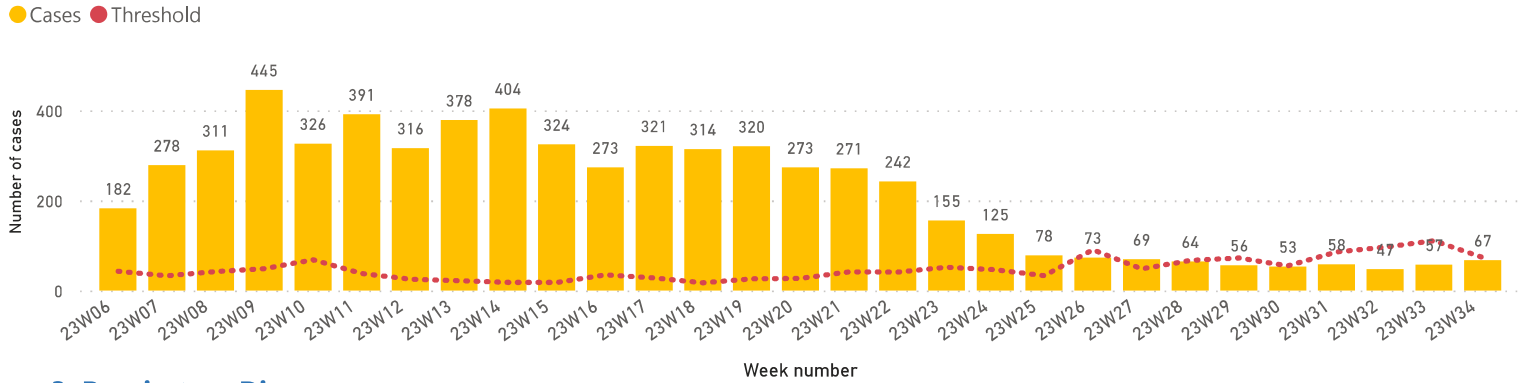
Figure 5: Number of acute diarrhea by week



2. Vaccine Preventable Diseases

- 3 cases of acute flaccid paralysis (AFP) were reported in this week
- Number of suspected measles in thre reporting week was (67) cases. Most cases were reported from Aleppo (16) Idleb (14) Al-Hasakeh (11) Rural Damascus (6) Daraa (4) Deir-ez-Zor (4) Damascus (3) Hama (3) Tartous (2) Ar-Raqqa (2) Lattakia (2).

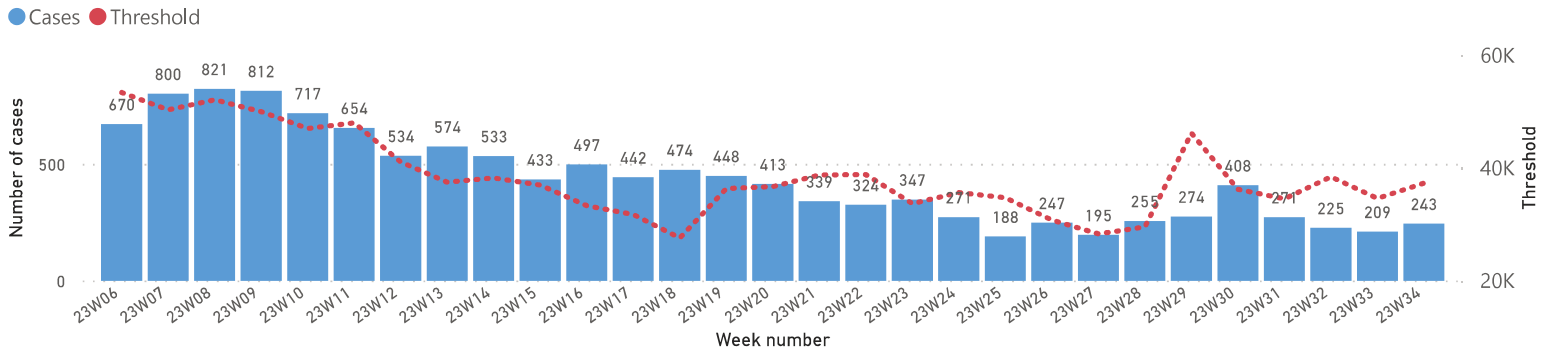
Figure 6: Suspected measles cases by week



3. Respiratory Diseases

- In total, 15,751 ILI cases were reported during week.
- In total, 243 SARI cases were reported, and the trend is shown in (Figure 7). Most of the cases were reported from Damascus (92) Aleppo (30) Hama (29) Al-Hasakeh (29) Ar-Raqqa (20) Lattakia (17) Tartous (14) Deir-ez-Zor (5) Homs (4) Rural Damascus (1) As-Sweida (1) Daraa (1)

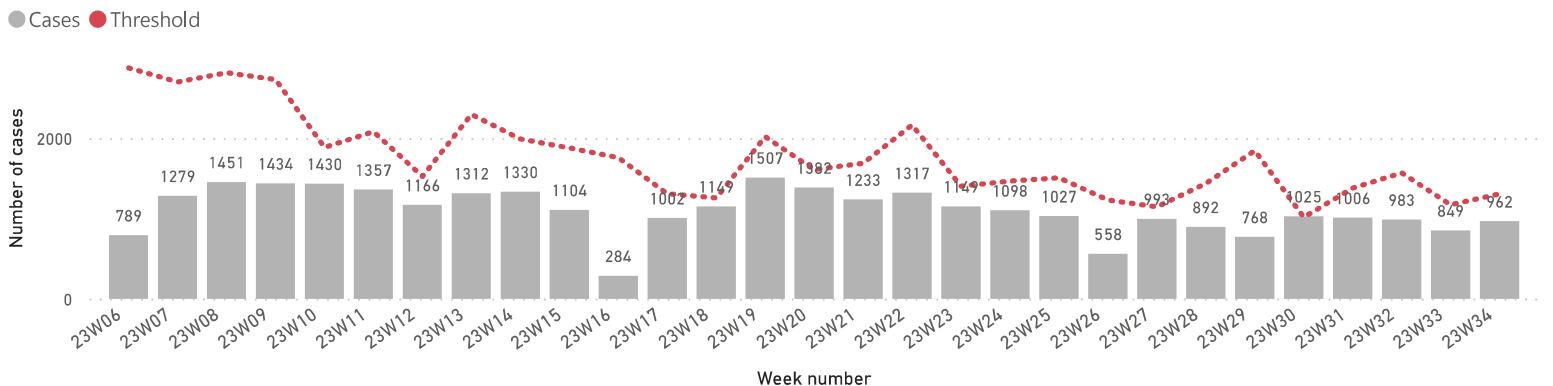
Figure 7: SARI cases by week



4. Other Diseases

- 4,020 cases were reported as "other diseases" through EWARS. The health conditions with the highest incidents were Lice (1,235) Leishmaniasis (962) and Others (457)
- During this week, most of suspected leishmaniasis cases were reported from Aleppo (536) Idleb (174) Hama (134)

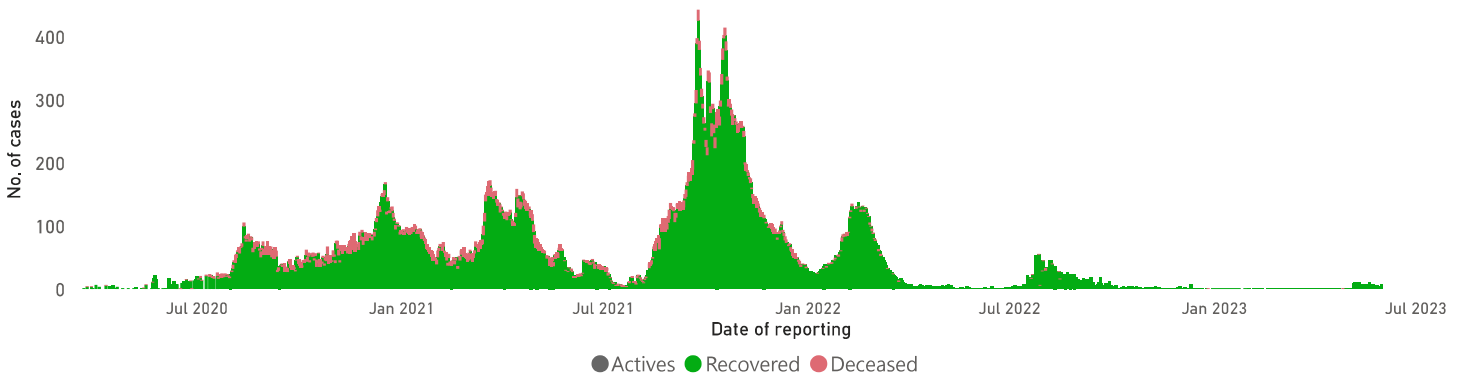
Figure 8: Suspected Leishmaniasis cases by week



COVID-19

- As of 27 August 2023, a total of 57,698 confirmed cases – in 14 governorates, Damascus (11,299) (19.58%), Lattakia (9,883) (17.13%), Aleppo (8,816) (15.28%), Homs (6,178) (10.71%), Rural Damascus (5,281) (9.15%), Tartous (4,063) (7.04%), Dar'a (3,312) (5.74%), As-Sweida (3,056) (5.3%), Hama (2,878) (4.99%), Al-Hasakeh (1,053) (1.83%), Quneitra (1,005) (1.74%), Deir-ez-Zor (842) (1.46%), Ar-Raqqa (25) (0.04%), Idleb (7) (0.01%),
- Number of deaths related to COVID-19 is 3,165 in 11 governorates, CFR 5.5%

Figure 9: Confirmed COVID-19 cases by outcome

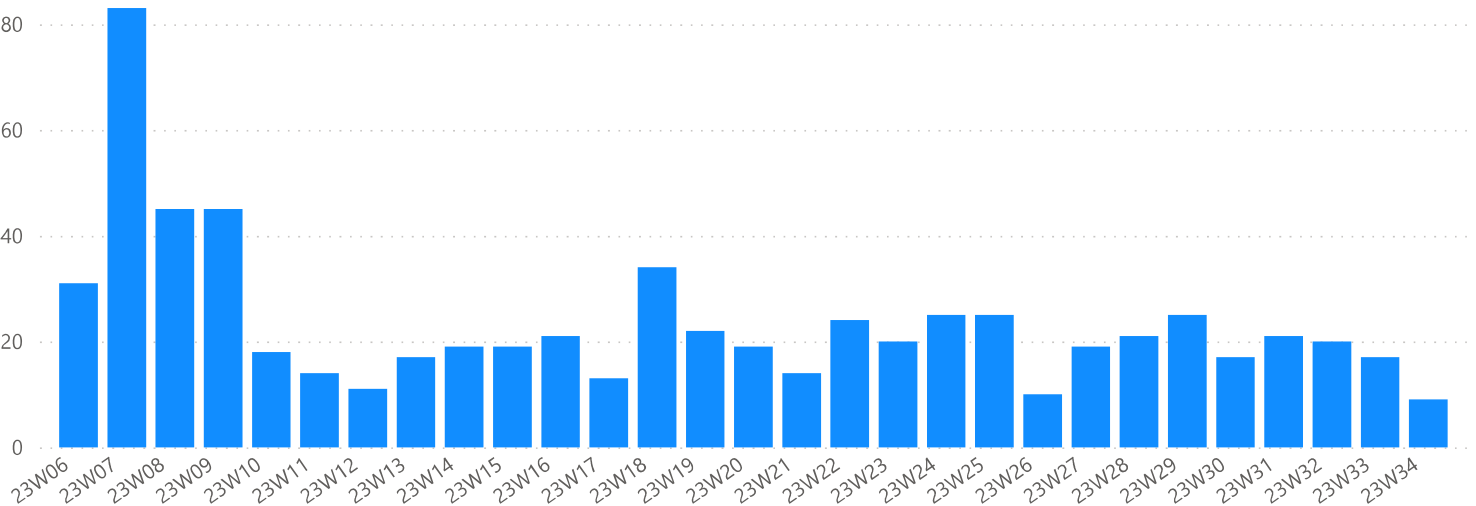


AWD

- A total of 9 AWD cases were reported during this week, and the total number of AWD cases reported since the start of the outbreak is 10,818

the total number of RDT tested positive 1,852, and Culture 164 positive since 22 August 2022.

Figure 10: AWD cases



Comparison with Previous Week by Health Condition

DiseaseName	23W31	23W32	23W33	23W34	Total
Acute bloody diarrhea	145	152	136	133	566
Acute Diarrhea	14,304	15,099	15,257	14,345	59,005
Acute Flaccid Paralysis	3	3	1	3	10
Acute Watery diarrhea (suspected cholera)	21	20	17	9	67
Brucellosis	350	318	272	243	1,183
chicken pox	183	178	138	153	652
Influenza Like Illness	15,065	16,350	15,795	15,751	62,961
Leishmaniasis	1,006	983	849	962	3,800
Lice	935	1,167	1,104	1,235	4,441
Measles and Rubella	58	47	57	67	229
Meningitis	47	42	46	48	183
Mumps	44	40	51	45	180
Others	350	475	393	457	1,675
Pertussis	176	213	176	125	690
SARI	271	225	209	243	948
Scabis	420	414	401	420	1,655
Suspected Hepatitis (Jaundice)	810	842	825	740	3,217
Tuberculosis	61	62	60	73	256
Typhoid Fever	290	349	278	307	1,224
Total	34,539	36,979	36,065	35,359	142,942

Case Distribution by Age Group, and by Governorate

Week 2023 Week 34 (21 - 27 August 2023)

DiseaseGroup	Aleppo	Al-Hasakeh	Ar-Raqqa	As-Sweida	Damascus	Daraa	Deir-ez-Zor	Hama	Homs	Idleb	Lattakia	Quneitra	Rural Damascus	Tartous	Total
Priority Diseases	3,605	2,284	1,653	100	1,326	873	7,328	685	703	6,110	2,379	260	2,282	1,751	31,339
Suspected Hepatitis (Jaundice)	46	12	288	3	23	23	128	41	28	52	21	6	21	48	740
Less than 5 years	21	3	173	1	8	8	71	9	2	25	2	6	3	1	333
5 years or more	25	9	115	2	15	15	57	32	26	27	19	0	18	47	407
SARI	30	29	20	1	92	1	5	29	4	0	17	0	1	14	243
Less than 5 years	9	19	13	0	24	0	0	15	0	0	6	0	1	6	93
5 years or more	21	10	7	1	68	1	5	14	4	0	11	0	0	8	150
Meningitis	1	2	2	0	3	0	0	7	1	22	0	0	3	7	48
Less than 5 years	1	2	0	0	2	0	0	3	0	5	0	0	0	3	16
5 years or more	0	0	2	0	1	0	0	4	1	17	0	0	3	4	32
Measles and Rubella	16	11	2	0	3	4	4	3	0	14	2	0	6	2	67
Less than 5 years	9	4	2	0	1	3	4	3	0	0	2	0	3	2	33
5 years or more	7	7	0	0	2	1	0	0	0	14	0	0	3	0	34
Influenza Like Illness	2,127	1,162	670	45	894	487	3,587	195	343	1,811	1,516	171	1,684	1,059	15,751
Less than 5 years	662	564	354	11	202	183	2,085	110	77	915	451	63	637	215	6,529
5 years or more	1,465	598	316	34	692	304	1,502	85	266	896	1,065	108	1,047	844	9,222
Acute Watery diarrhea (suspected cholera)	2	0	0	0	0	0	0	0	0	3	0	0	0	4	9
Less than 5 years	0	0	0	0	0	0	0	0	0	1	0	0	0	0	1
5 years or more	2	0	0	0	0	0	0	0	0	2	0	0	0	4	8
Acute Flaccid Paralysis	1	0	0	0	0	0	2	0	0	0	0	0	0	0	3
Less than 5 years	0	0	0	0	0	0	2	0	0	0	0	0	0	0	2
5 years or more	1	0	0	0	0	0	0	0	0	0	0	0	0	0	1
Acute Diarrhea	1,381	1,051	635	51	311	352	3,530	409	327	4,208	823	83	567	617	14,345
Less than 5 years	635	610	359	23	93	150	2,002	214	150	2,121	356	36	229	197	7,175
5 years or more	746	441	276	28	218	202	1,528	195	177	2,087	467	47	338	420	7,170
Acute bloody diarrhea	1	17	36	0	0	6	72	1	0	0	0	0	0	0	133
Less than 5 years	0	7	15	0	0	2	69	1	0	0	0	0	0	0	94
5 years or more	1	10	21	0	0	4	3	0	0	0	0	0	0	0	39
Other Diseases	950	436	131	4	53	167	488	260	121	1,104	147	49	84	26	4,020
Typhoid Fever	4	16	60	0	0	27	104	5	4	80	0	0	7	0	307
Less than 5 years	1	0	9	0	0	0	10	0	0	50	0	0	0	0	70
5 years or more	3	16	51	0	0	27	94	5	4	30	0	0	7	0	237
Tuberculosis	24	0	0	0	1	0	0	0	2	8	34	0	3	1	73
Less than 5 years	1	0	0	0	0	0	0	0	1	0	0	0	0	0	2
5 years or more	23	0	0	0	1	0	0	0	1	8	34	0	3	1	71
Scabies	68	32	0	0	17	9	105	33	45	73	28	1	6	3	420
Less than 5 years	6	12	0	0	2	5	22	3	2	12	7	1	3	0	75
5 years or more	62	20	0	0	15	4	83	30	43	61	21	0	3	3	345
Pertussis	0	0	11	0	1	0	97	0	0	16	0	0	0	0	125
Less than 5 years	0	0	7	0	1	0	55	0	0	5	0	0	0	0	68
5 years or more	0	0	4	0	0	0	42	0	0	11	0	0	0	0	57
Others	6	253	0	0	8	53	63	7	31	0	14	9	13	0	457
Less than 5 years	1	87	0	0	8	6	34	2	8	0	9	9	1	0	165
5 years or more	5	166	0	0	0	47	29	5	23	0	5	0	12	0	292
Mumps	1	2	0	0	0	0	3	0	1	38	0	0	0	0	45
Less than 5 years	1	1	0	0	0	0	3	0	1	0	0	0	0	0	6
5 years or more	0	1	0	0	0	0	0	0	0	38	0	0	0	0	39
Lice	279	91	1	0	18	69	30	45	16	597	47	11	13	18	1,235
Less than 5 years	50	41	0	0	0	31	5	6	0	278	3	4	0	1	419
5 years or more	229	50	1	0	18	38	25	39	16	319	44	7	13	17	816
Leishmaniasis	536	12	30	0	1	0	35	134	18	174	18	0	1	3	962
Less than 5 years	88	6	8	0	0	0	13	23	3	70	2	0	0	1	214
5 years or more	448	6	22	0	1	0	22	111	15	104	16	0	1	2	748
chicken pox	15	20	6	0	4	1	4	0	0	83	3	6	10	1	153
Less than 5 years	12	8	2	0	2	0	4	0	0	35	2	6	5	0	76
5 years or more	3	12	4	0	2	1	0	0	0	48	1	0	5	1	77
Brucellosis	17	10	23	4	3	8	47	36	4	35	3	22	31	0	243
Less than 5 years	2	0	2	1	0	0	3	4	0	5	0	5	2	0	24
5 years or more	15	10	21	3	3	8	44	32	4	30	3	17	29	0	219
Total	4,555	2,720	1,784	104	1,379	1,040	7,816	945	824	7,214	2,526	309	2,366	1,777	35,359