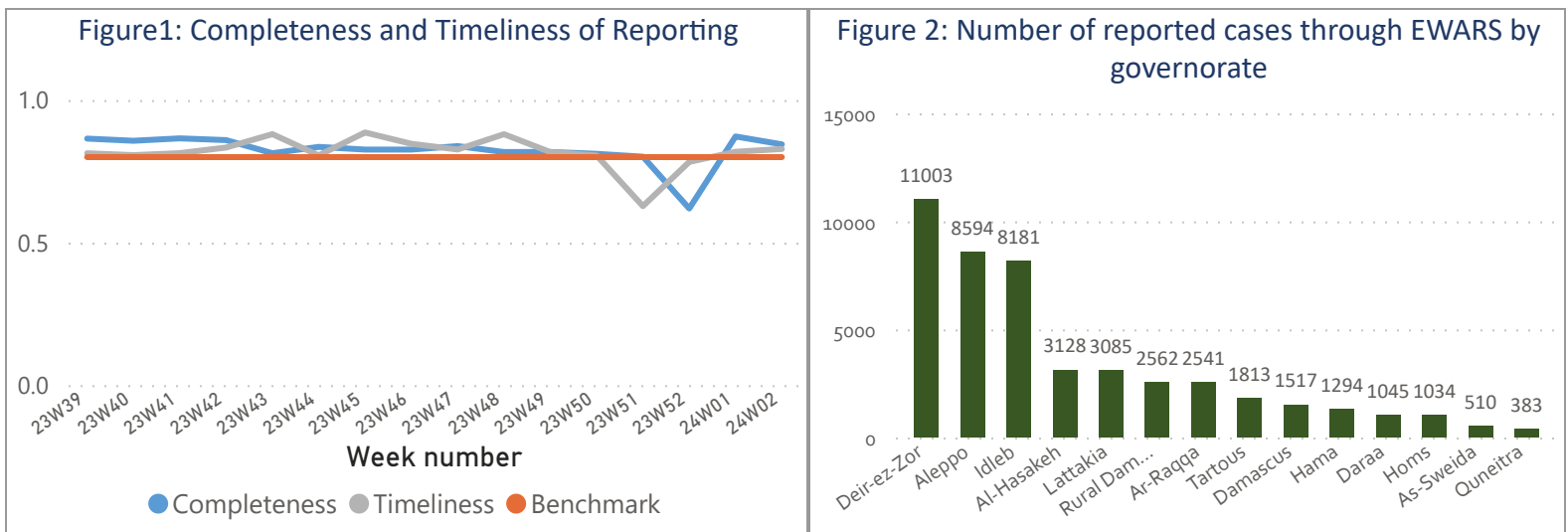


Highlights

- A total of 231,443 consultations were recorded in all the 14 governorates
- The leading causes of morbidity among all age groups were Influenza Like Illness 28,386 (60.8%) and Acute Diarrhea 11,265 (24.13%).
- A total of 5 AWD cases were reported during this week, and the total number of AWD cases reported since the start of the outbreak is 11,032
- 2 AFP cases reported in Damascus (1) Aleppo (1).
- 39 suspected measles cases in Idleb (17) Hama (4) Homs (4) Damascus (4) Rural Damascus (3) Aleppo (3) Al-Hasakeh (2) Deir-ez-Zor (2)

Performance Indicators

- A total of 1,295 out of 1533 active reporting sites (84.47%) in all 14 governorates of Syria reported through EWARS, with 82.86% timeliness among those sites providing data during the week (Figure 1)



Morbidity

- A total of 231,443 consultations were recorded in 1,295 health facilities in 14 governorates. Among them, 46,690 cases were EWARS notifiable health conditions (Figure 2)
- The leading causes of morbidity among all age groups were Influenza Like Illness 28,386 (60.8%) and Acute Diarrhea 11,265 (24.13%).
- Of the 46,690 total reported cases, 51.65% (24,114) were female, and 41.05% (19,167) were children under 5 years old
- Children under 5 years of age 59.93% of cases are ILI, and ILI representing 61.4% of the cases above 5 years during this reporting period (Figure 3)
- The proportional morbidity of ILI is 12.26% and the downwards trend was observed: 1.91% from the previous week (Figure 4)
- The proportional morbidity of AD is 4.87% and the downwards trend was observed: 0.82% from the previous week (Figure 4)

Figure 3: Proportional morbidity by age group

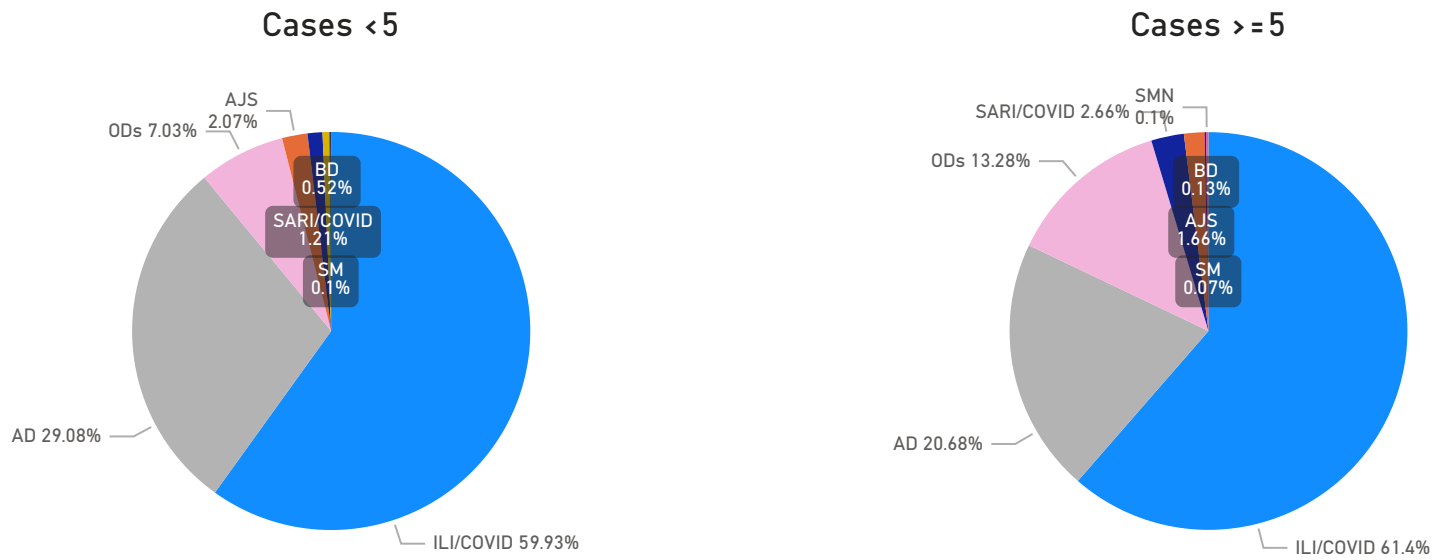
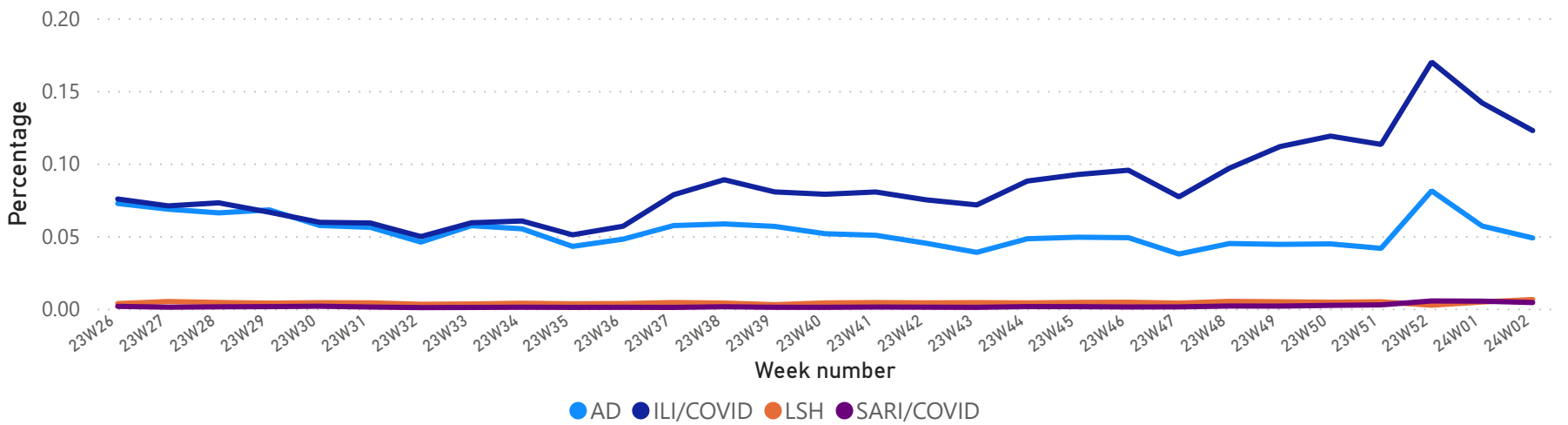


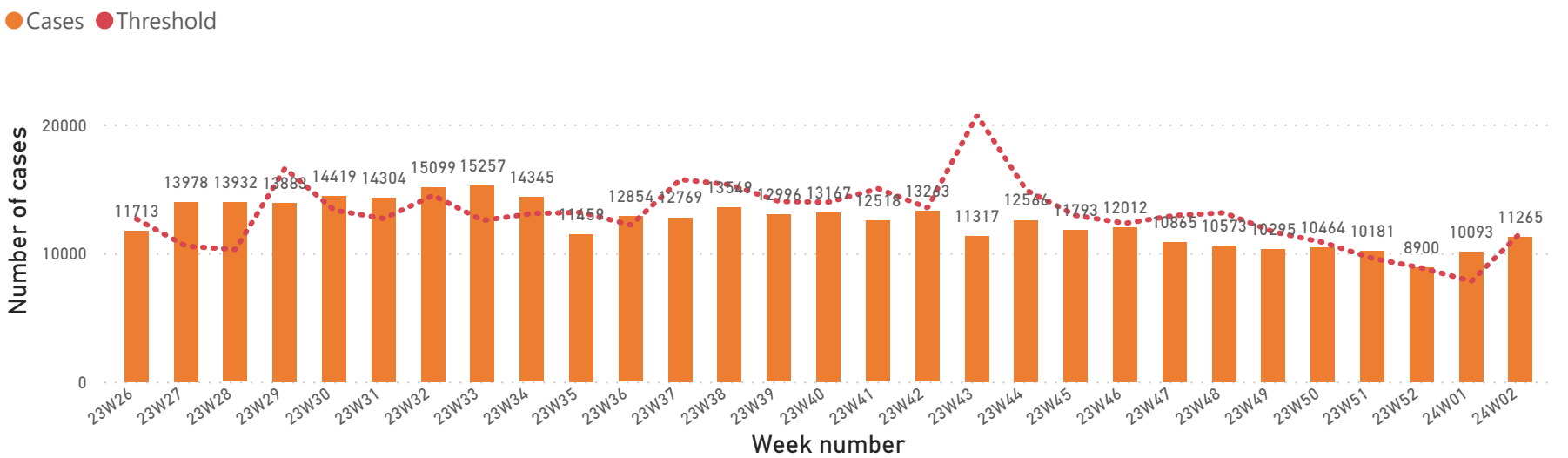
Figure 4: Proportion of Morbidity of top 4 diseases among the total consultation by week



1. Waterborne Diseases

- There was 5 case of acute watery diarrhea (AWD)
- A total of 11,265 AD cases were reported during this week

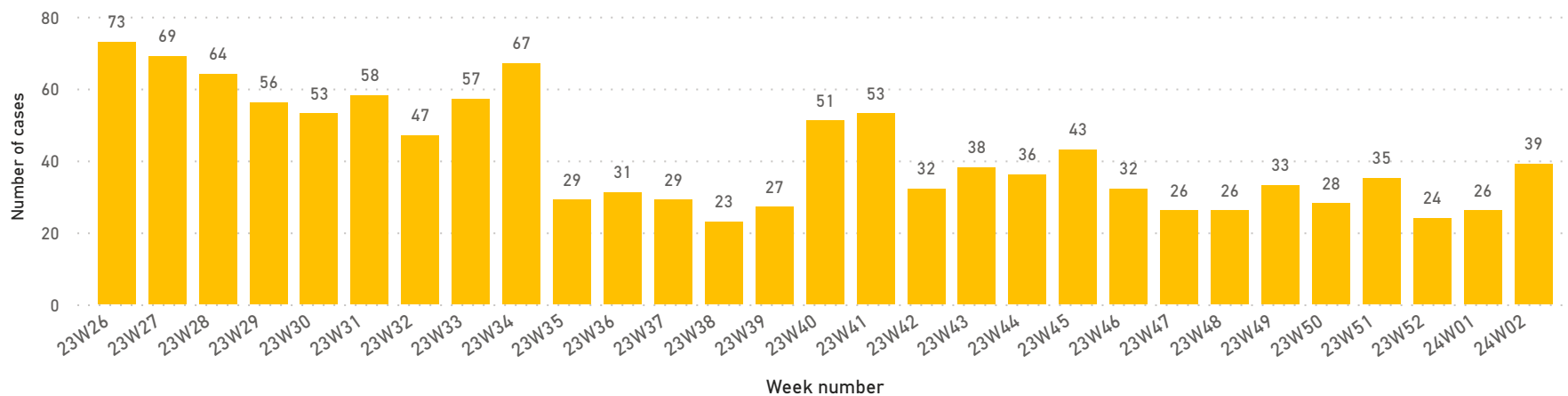
Figure 5: Number of acute diarrhea by week



2. Vaccine Preventable Diseases

- 2 cases of acute flaccid paralysis (AFP) were reported in this week
- Number of suspected measles in thre reporting week was (39) cases. Most cases were reported from Idleb (17) Hama (4) Homs (4) Damascus (4) Rural Damascus (3) Aleppo (3) Al-Hasakeh (2) Deir-ez-Zor (2).

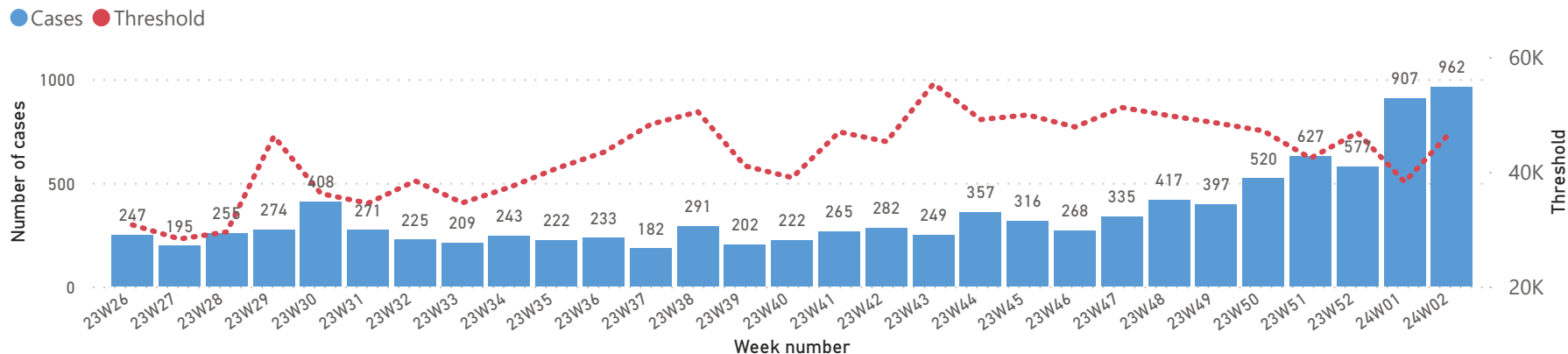
Figure 6: Suspected measles cases by week



3. Respiratory Diseases

- In total, 28,386 ILI cases were reported during week.
- In total, 962 SARI cases were reported, and the trend is shown in (Figure 7). Most of the cases were reported from Damascus (427) Al-Hasakeh (133) Hama (123) Tartous (65) Deir-ez-Zor (56) Aleppo (42) Lattakia (32) Daraa (32) Ar- (24) Homs (17) Quneitra (6) As-Sweida (3) Rural Damascus (2)

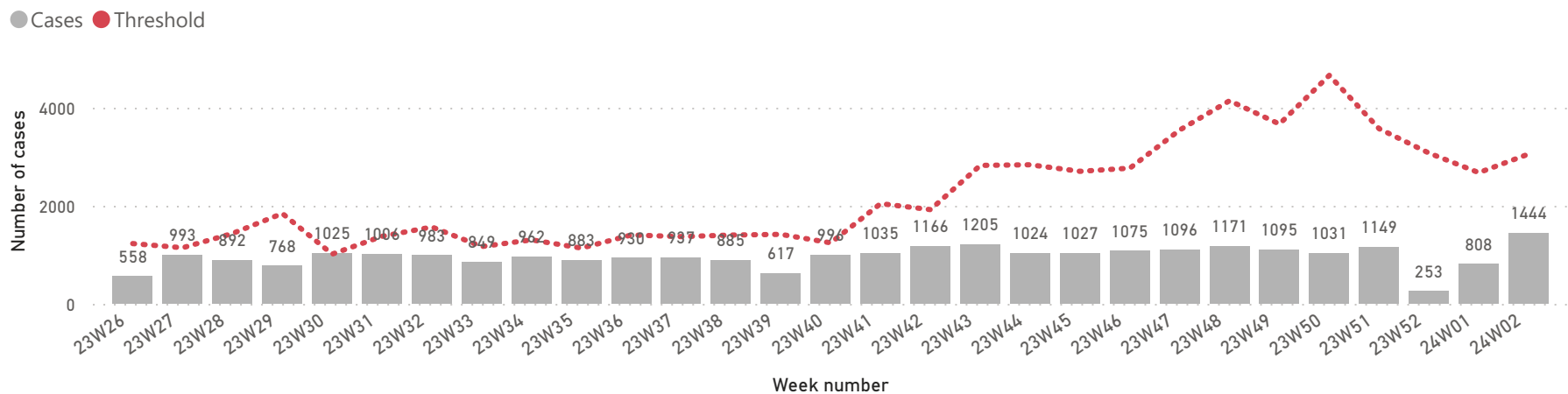
Figure 7: SARI cases by week



4. Other Diseases

- 5,001 cases were reported as "other diseases" through EWARS. The health conditions with the highest incidents were Leishmaniasis (1,444) Lice (1,304) and Scabis (821)
- During this week, most of suspected leishmaniasis cases were reported from Aleppo (924) Hama (243) Idleb (102)

Figure 8: Suspected Leishmaniasis cases by week



Comparison with Previous Week by Health Condition

DiseaseName	23W51	23W52	24W01	24W02	Total
Acute bloody diarrhea	108	87	127	135	457
Acute Diarrhea	10,181	8,900	10,093	11,265	40,439
Acute Flaccid Paralysis	2	2	4	2	10
Acute Watery diarrhea (suspected cholera)	8	4	5	5	22
Brucellosis	102	93	137	130	462
chicken pox	250	166	199	241	856
Influenza Like Illness	27,744	18,634	25,139	28,386	99,903
Leishmaniasis	1,149	253	808	1,444	3,654
Lice	1,237	622	886	1,304	4,049
Measles and Rubella	35	24	26	39	124
Meningitis	42	40	42	42	166
Mumps	42	43	59	52	196
Others	478	234	221	432	1,365
Pertussis	237	212	239	306	994
SARI	627	577	907	962	3,073
Scabis	796	323	574	821	2,514
Suspected Hepatitis (Jaundice)	722	404	749	853	2,728
Tuberculosis	45	4	38	55	142
Typhoid Fever	167	173	174	216	730
Total	43,972	30,795	40,427	46,690	161,884

Case Distribution by Age Group, and by Governorate

Week

2024 Week 02 (8 - 14 January 2024)

DiseaseGroup	Aleppo	Al-Hasakeh	Ar-Raqqa	As-Sweida	Damascus	Daraa	Deir-ez-Zor	Hama	Homs	Idleb	Lattakia	Quneitra	Rural Damascus	Tartous	Total
▼ Priority Diseases	7,103	2,523	2,385	502	1,452	901	10,287	877	923	7,238	2,890	352	2,479	1,777	41,689
Suspected Hepatitis (Jaundice)	56	29	341	10	8	31	180	17	44	57	35	8	10	27	853
Less than 5 years	11	20	197	0	4	5	106	3	9	26	6	8	1	0	396
5 years or more	45	9	144	10	4	26	74	14	35	31	29	0	9	27	457
SARI	42	133	24	3	427	32	56	123	17	0	32	6	2	65	962
Less than 5 years	1	56	19	0	15	6	7	80	1	0	14	0	0	32	231
5 years or more	41	77	5	3	412	26	49	43	16	0	18	6	2	33	731
Meningitis	5	4	2	0	5	0	3	5	0	15	1	0	1	1	42
Less than 5 years	1	2	1	0	2	0	2	2	0	4	0	0	0	1	15
5 years or more	4	2	1	0	3	0	1	3	0	11	1	0	1	0	27
Measles and Rubella	3	2	0	0	4	0	2	4	4	17	0	0	3	0	39
Less than 5 years	2	0	0	0	4	0	2	2	1	5	0	0	3	0	19
5 years or more	1	2	0	0	0	0	0	2	3	12	0	0	0	0	20
Influenza Like Illness	5,954	1,812	1,240	401	726	551	6,135	574	714	4,128	2,383	264	2,091	1,413	28,386
Less than 5 years	1,636	719	591	51	392	194	3,281	368	188	2,098	747	95	677	449	11,486
5 years or more	4,318	1,093	649	350	334	357	2,854	206	526	2,030	1,636	169	1,414	964	16,900
Acute Watery diarrhea (suspected cholera)	0	0	0	0	0	0	0	0	2	2	0	1	0	0	5
Less than 5 years	0	0	0	0	0	0	0	0	0	0	0	1	0	0	1
5 years or more	0	0	0	0	0	0	0	0	2	2	0	0	0	0	4
Acute Flaccid Paralysis	1	0	0	0	1	0	0	0	0	0	0	0	0	0	2
Less than 5 years	0	0	0	0	0	0	0	0	0	0	0	0	0	0	0
5 years or more	1	0	0	0	1	0	0	0	0	0	0	0	0	0	2
Acute Diarrhea	1,042	539	751	88	279	280	3,819	154	141	3,019	437	73	372	271	11,265
Less than 5 years	367	334	396	25	132	133	2,164	90	50	1,475	124	28	162	93	5,573
5 years or more	675	205	355	63	147	147	1,655	64	91	1,544	313	45	210	178	5,692
Acute bloody diarrhea	0	4	27	0	2	7	92	0	1	0	2	0	0	0	135
Less than 5 years	0	1	7	0	0	4	86	0	1	0	0	0	0	0	99
5 years or more	0	3	20	0	2	3	6	0	0	0	2	0	0	0	36
Other Diseases	1,491	605	156	8	65	144	716	417	111	943	195	31	83	36	5,001
Typhoid Fever	1	0	42	0	0	46	44	0	1	80	0	0	2	0	216
Less than 5 years	0	0	5	0	0	0	6	0	1	49	0	0	0	0	61
5 years or more	1	0	37	0	0	46	38	0	0	31	0	0	2	0	155
Tuberculosis	14	1	0	1	2	1	0	0	1	8	23		3	1	55
Less than 5 years	0			0	0		0		0	5			0	0	5
5 years or more	14	1	0	1	2	1	0	0	1	3	23		3	1	50
Scabis	195	106	35	2	16	16	161	88	63	17	87	5	15	15	821
Less than 5 years	50	13	13	1	5	0	32	7	11	0	12	1	0	2	147
5 years or more	145	93	22	1	11	16	129	81	52	17	75	4	15	13	674
Pertussis	0	0	28	3	0	0	229	0	0	46	0	0	0	0	306
Less than 5 years	0	0	19	0	0	0	108	0	0	27	0	0	0	0	154
5 years or more	0	0	9	0	0	0	121	0	0	19	0	0	0	0	152
Others	9	286	0	2	0	53	19	6	12	0	5	13	27	0	432
Less than 5 years	0	102	0	1	0	4	10	3	1	0	0	13	1	0	135
5 years or more	9	184	0	1	0	49	9	3	11	0	5	0	26	0	297
Mumps	3	1	1	0	1	0	10	0	0	36	0	0	0	0	52
Less than 5 years	2	1	1	0	1	0	5	0	0	2	0	0	0	0	12
5 years or more	1	0	0	0	0	0	5	0	0	34	0	0	0	0	40
Lice	314	160	10	0	14	10	131	57	10	513	53	5	16	11	1,304
Less than 5 years	77	51	3	0	0	4	21	4	0	272	0	1	4	0	437
5 years or more	237	109	7	0	14	6	110	53	10	241	53	4	12	11	867
Leishmaniasis	924	21	16	0	4	2	84	243	10	102	22	0	7	9	1,444
Less than 5 years	165	5	3	0	0	0	41	27	1	37	1	0	0	1	281
5 years or more	759	16	13	0	4	2	43	216	9	65	21	0	7	8	1,163
chicken pox	23	28	3	0	13	10	19	12	10	107	1	6	9	0	241
Less than 5 years	4	18	1	0	6	3	12	2	0	37	0	6	3	0	92
5 years or more	19	10	2	0	7	7	7	10	10	70	1	0	6	0	149
Brucellosis	8	2	21	3	12	6	19	11	4	34	4	2	4	0	130
Less than 5 years	0	0	0	1	0	0	2	1	0	19	0	0	0	0	23
5 years or more	8	2	21	2	12	6	17	10	4	15	4	2	4	0	107
Total	8,594	3,128	2,541	510	1,517	1,045	11,003	1,294	1,034	8,181	3,085	383	2,562	1,813	46,690