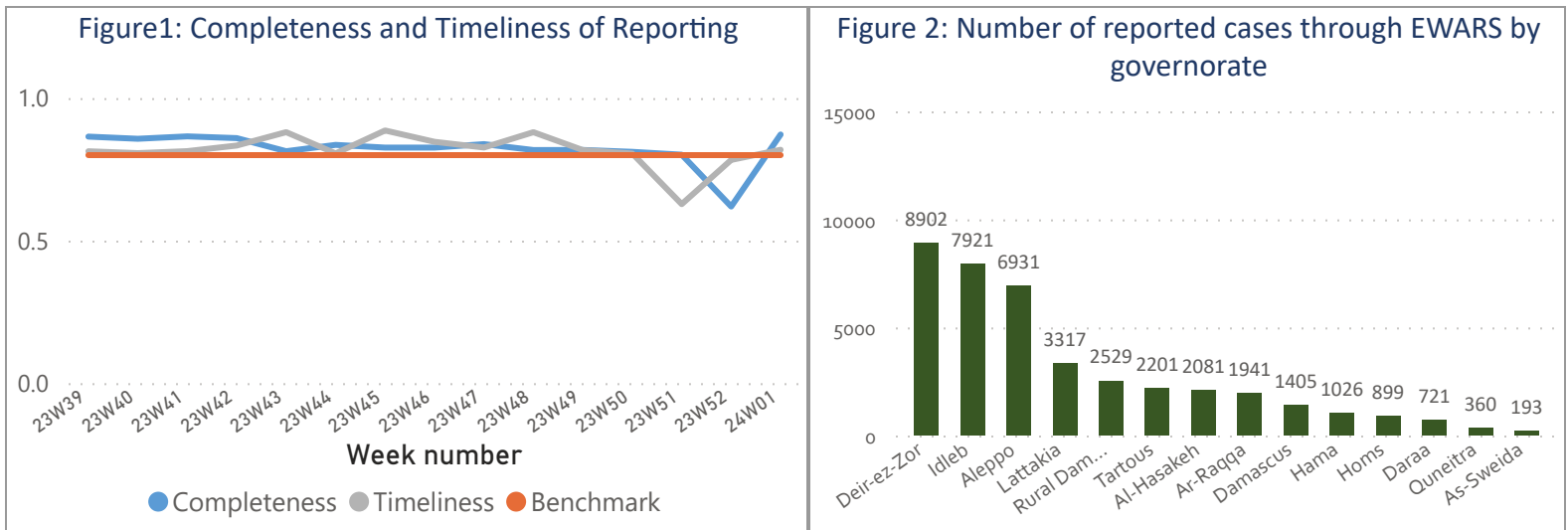


Highlights

- A total of 177,441 consultations were recorded in all the 14 governorates
- The leading causes of morbidity among all age groups were Influenza Like Illness 25,139 (62.18%) and Acute Diarrhea 10,093 (24.97%).
- A total of 5 AWD cases were reported during this week, and the total number of AWD cases reported since the start of the outbreak is 11027
- 4 AFP cases reported in Deir-ez-Zor (2) Aleppo (2).
- 26 suspected measles cases in Idleb (17) Daraa (3) Tartous (2) Aleppo (2) Al-Hasakeh (1) Damascus (1)

Performance Indicators

- A total of 1,313 out of 1,505 active reporting sites (87.24%) in all 14 governorates of Syria reported through EWARS, with 81.87% timeliness among those sites providing data during the week (Figure 1)



Morbidity

- A total of 177,441 consultations were recorded in 1,313 health facilities in 14 governorates. Among them, 40,427 cases were EWARS notifiable health conditions (Figure 2)
- The leading causes of morbidity among all age groups were Influenza Like Illness 25,139 (62.18%) and Acute Diarrhea 10,093 (24.97%).
- Of the 40,427 total reported cases, 50.28% (20,328) were female, and 41.31% (16,700) were children under 5 years old
- Children under 5 years of age 60.16% of cases are ILI, and ILI representing 63.61% of the cases above 5 years during this reporting period (Figure 3)
- The proportional morbidity of ILI is 14.17% and the downwards trend was observed: 2.82% from the previous week (Figure 4)
- The proportional morbidity of AD is 5.69% and the downwards trend was observed: 2.42% from the previous week (Figure 4)

Figure 3: Proportional morbidity by age group

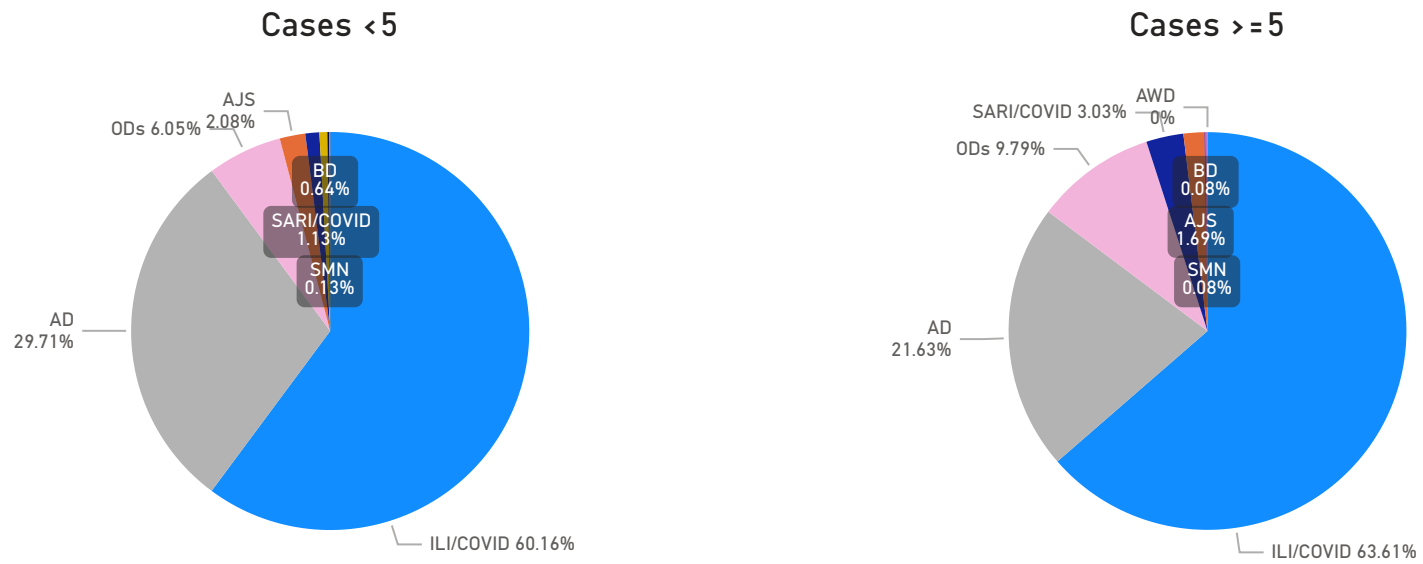
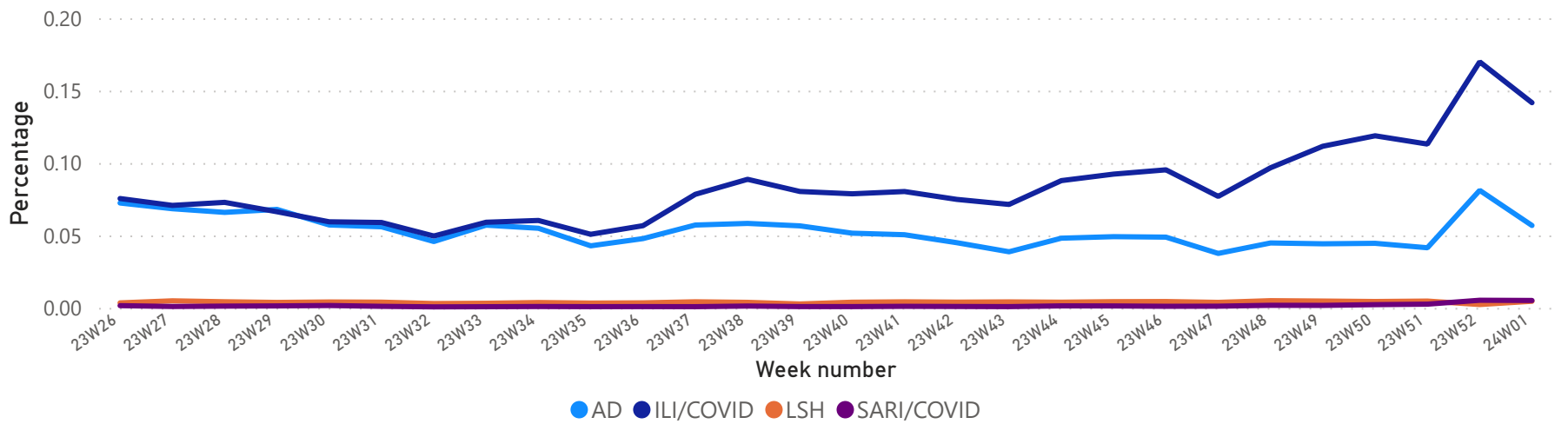


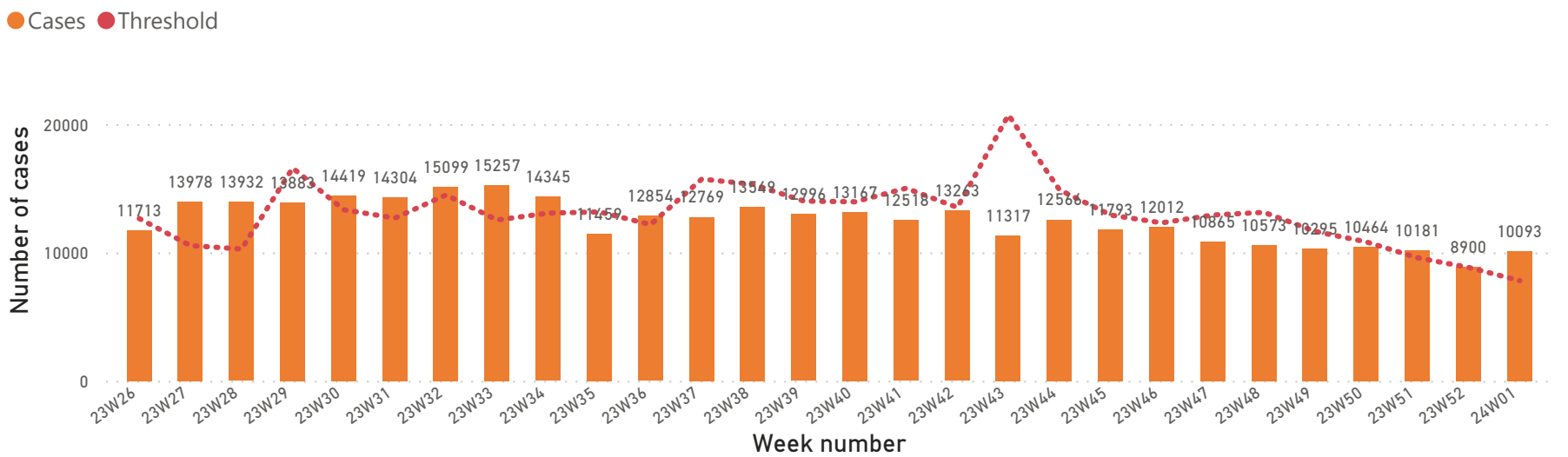
Figure 4: Proportion of Morbidity of top 4 diseases among the total consultation by week



1. Waterborne Diseases

- There was 5 case of acute watery diarrhea (AWD)
- A total of 10,093 AD cases were reported during this week

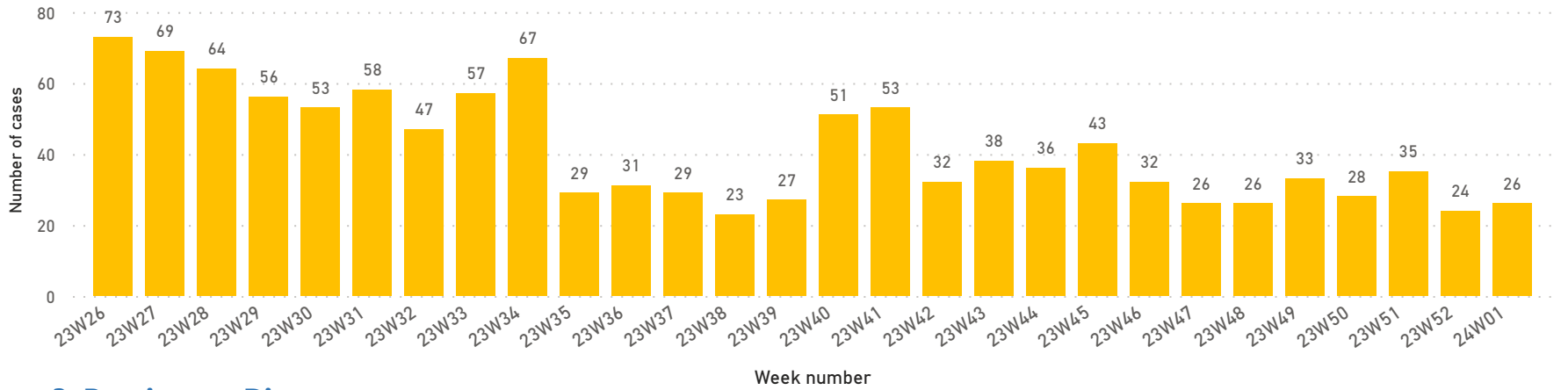
Figure 5: Number of acute diarrhea by week



2. Vaccine Preventable Diseases

- 4 cases of acute flaccid paralysis (AFP) were reported in this week
- Number of suspected measles in thre reporting week was (26) cases. Most cases were reported from Idleb (17) Daraa (3) Tartous (2) Aleppo (2) Al-Hasakeh (1) Damascus (1).

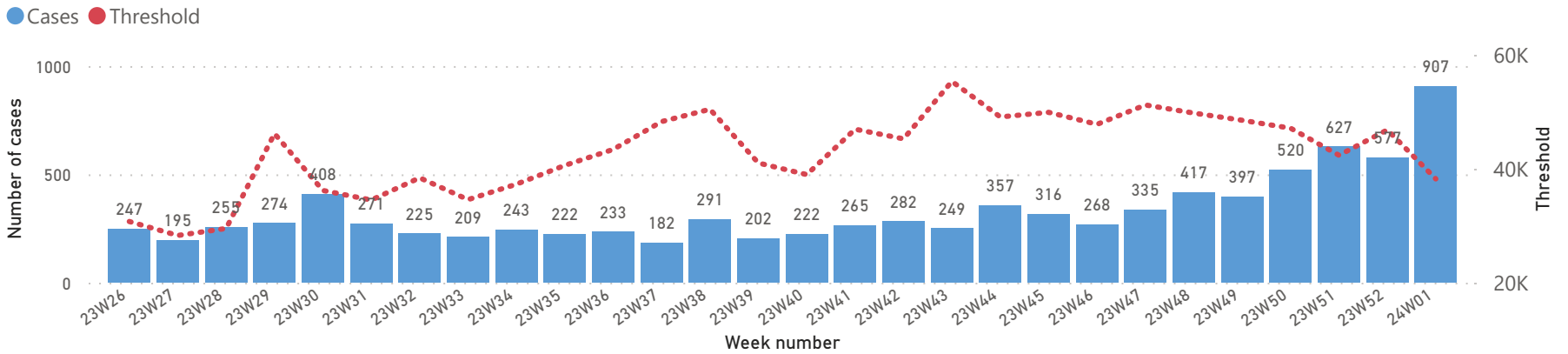
Figure 6: Suspected measles cases by week



3. Respiratory Diseases

- In total, 25,139 ILI cases were reported during week.
- In total, 907 SARI cases were reported, and the trend is shown in (Figure 7). Most of the cases were reported from Damascus (392) Al-Hasakeh (137) Hama (108) Deir-ez-Zor (90) Tartous (50) Aleppo (48) Lattakia (30) Homs (18) Ar- (11) Quneitra (10) Daraa (9) Rural Damascus (3) As-Sweida (1)

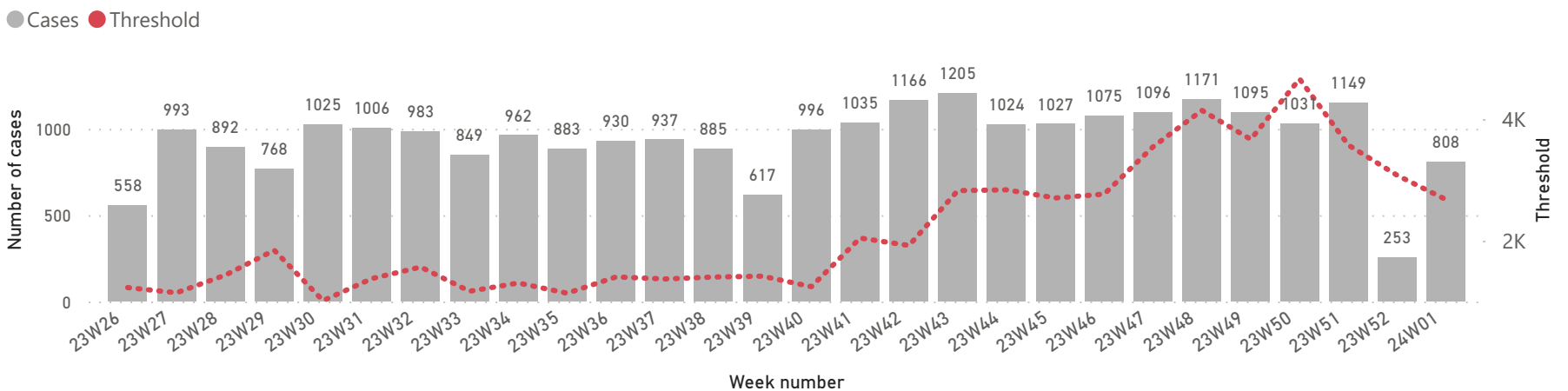
Figure 7: SARI cases by week



4. Other Diseases

- 3,335 cases were reported as "other diseases" through EWARS. The health conditions with the highest incidents were (886) Leishmaniasis (808) and Scabis (574)
- During this week, most of suspected leishmaniasis cases were reported from Aleppo (417) Hama (140) Idleb (109)

Figure 8: Suspected Leishmaniasis cases by week



Comparison with Previous Week by Health Condition

DiseaseName	23W50	23W51	23W52	24W01	Total
Acute bloody diarrhea	105	108	87	127	427
Acute Diarrhea	10,464	10,181	8,900	10,093	39,638
Acute Flaccid Paralysis	2	2	2	4	10
Acute Watery diarrhea (suspected cholera)	9	8	4	5	26
Brucellosis	129	102	93	137	461
chicken pox	243	250	166	199	858
Influenza Like Illness	27,900	27,744	18,634	25,139	99,417
Leishmaniasis	1,031	1,149	253	808	3,241
Lice	1,495	1,237	622	886	4,240
Measles and Rubella	28	35	24	26	113
Meningitis	51	42	40	42	175
Mumps	54	42	43	59	198
Others	609	478	234	221	1,542
Pertussis	179	237	212	239	867
SARI	520	627	577	907	2,631
Scabis	1,092	796	323	574	2,785
Suspected Hepatitis (Jaundice)	802	722	404	749	2,677
Tuberculosis	49	45	4	38	136
Typhoid Fever	191	167	173	174	705
Total	44,953	43,972	30,795	40,427	160,147

Case Distribution by Age Group, and by Governorate

Week

2024 Week 01 (1 - 7 January 2024)

DiseaseGroup	Aleppo	Al-Hasakeh	Ar-Raqqa	As-Sweida	Damascus	Daraa	Deir-ez-Zor	Hama	Homs	Idleb	Lattakia	Quneitra	Rural Damascus	Tartous	Total
▼ Priority Diseases	6,138	1,825	1,798	187	1,364	679	8,358	822	820	6,968	3,173	319	2,454	2,187	37,092
Suspected Hepatitis (Jaundice)	75	7	298	9	14	23	149	6	31	49	22	16	10	40	749
Less than 5 years	16	3	169	0	6	5	98	1	6	22	5	15	0	1	347
5 years or more	59	4	129	9	8	18	51	5	25	27	17	1	10	39	402
SARI	48	137	11	1	392	9	90	108	18	0	30	10	3	50	907
Less than 5 years	3	53	4	0	0	9	15	71	0	0	14	0	0	20	189
5 years or more	45	84	7	1	392	0	75	37	18	0	16	10	3	30	718
Meningitis	1	8	2	1	3	5	0	2	0	20	0	0	0	0	42
Less than 5 years	1	8	0	0	1	4	0	0	0	8	0	0	0	0	22
5 years or more	0	0	2	1	2	1	0	2	0	12	0	0	0	0	20
Measles and Rubella	2	1	0	0	1	3	0	0	0	17	0	0	0	2	26
Less than 5 years	2	1	0	0	1	2	0	0	0	3	0	0	0	1	10
5 years or more	0	0	0		0	1	0	0	0	14	0	0	0	1	16
Influenza Like Illness	5,120	1,279	975	132	688	424	4,574	583	603	4,054	2,637	213	2,054	1,803	25,139
Less than 5 years	1,365	530	453	34	378	158	2,543	396	136	2,049	844	72	650	438	10,046
5 years or more	3,755	749	522	98	310	266	2,031	187	467	2,005	1,793	141	1,404	1,365	15,093
Acute Watery diarrhea (suspected cholera)	0	1	0	0	0	0	1	0	0	3	0	0	0	0	5
Less than 5 years	0	1	0	0	0	0	1	0	0	2	0	0	0	0	4
5 years or more	0	0	0	0	0	0	0	0	0	1	0	0	0	0	1
Acute Flaccid Paralysis	2	0	0	0	0	0	2	0	0	0	0	0	0	0	4
Less than 5 years	0	0	0	0	0	0	2	0	0	0	0	0	0	0	2
5 years or more	2	0	0		0	0	0	0	0	0	0	0	0	0	2
Acute Diarrhea	889	386	492	44	265	209	3,453	123	168	2,825	480	80	387	292	10,093
Less than 5 years	287	235	248	17	116	88	1,997	75	75	1,374	172	31	150	97	4,962
5 years or more	602	151	244	27	149	121	1,456	48	93	1,451	308	49	237	195	5,131
Acute bloody diarrhea	1	6	20	0	1	6	89	0	0	0	4	0	0	0	127
Less than 5 years	0	3	9	0	1	4	87	0	0	0	3				107
5 years or more	1	3	11	0	0	2	2	0	0	0	1	0	0	0	20
Other Diseases	793	256	143	6	41	42	544	204	79	953	144	41	75	14	3,335
Typhoid Fever	0	0	36	0	0	3	51	0	0	82	0	0	2	0	174
Less than 5 years	0	0	3		0	0	6	0	0	46	0	0	0	0	55
5 years or more	0	0	33	0	0	3	45	0	0	36	0	0	2	0	119
Tuberculosis	12	1	0	0	2	0	0	0	1	8	7		6	1	38
Less than 5 years	0			0	0		0		0	4			0	0	4
5 years or more	12	1	0	0	2	0	0	0	1	4	7		6	1	34
Scabis	133	38	25	2	16	11	147	27	32	24	106	5	4	4	574
Less than 5 years	32	4	9	0	2	2	45	1	4	1	25	1	0	0	126
5 years or more	101	34	16	2	14	9	102	26	28	23	81	4	4	4	448
Pertussis	0	0	33	0	0	0	159	0	0	47	0	0	0	0	239
Less than 5 years	0	0	21		0		91	0	0	30	0	0			142
5 years or more	0	0	12		0	0	68	0	0	17	0		0		97
Others	4	130	0	1	0	23	11	3	18	0	1	15	15	0	221
Less than 5 years	4	42	0	0	0	1	5	3	3	0	0	15	0	0	73
5 years or more	0	88	0	1	0	22	6	0	15	0	1	0	15	0	148
Mumps	3	0	1	1	0	0	15	0	0	38	0	1	0	0	59
Less than 5 years	0	0	1		0	0	9	0	0	1	0		0	0	11
5 years or more	3	0	0	1	0	0	6	0	0	37	0	1	0	0	48
Lice	195	68	3	2	13	0	46	15	3	502	22	5	12	0	886
Less than 5 years	54	18	0	1	0	0	22	2	0	257	1	1	0	0	356
5 years or more	141	50	3	1	13	0	24	13	3	245	21	4	12	0	530
Leishmaniasis	417	9	17	0	0	0	81	140	6	109	5	0	16	8	808
Less than 5 years	73	2	1	0	0	0	33	8	0	37	0	0	2	0	156
5 years or more	344	7	16	0	0	0	48	132	6	72	5	0	14	8	652
chicken pox	22	8	3	0	3	4	12	5	16	106	1	12	7	0	199
Less than 5 years	7	5	1	0	0	1	4	0	1	37	0	11	2	0	69
5 years or more	15	3	2	0	3	3	8	5	15	69	1	1	5	0	130
Brucellosis	7	2	25	0	7	1	22	14	3	37	2	3	13	1	137
Less than 5 years	0	0	0	0	0	0	0	0	0	17	0	1	0	1	19
5 years or more	7	2	25	0	7	1	22	14	3	20	2	2	13	0	118
Total	6,931	2,081	1,941	193	1,405	721	8,902	1,026	899	7,921	3,317	360	2,529	2,201	40,427