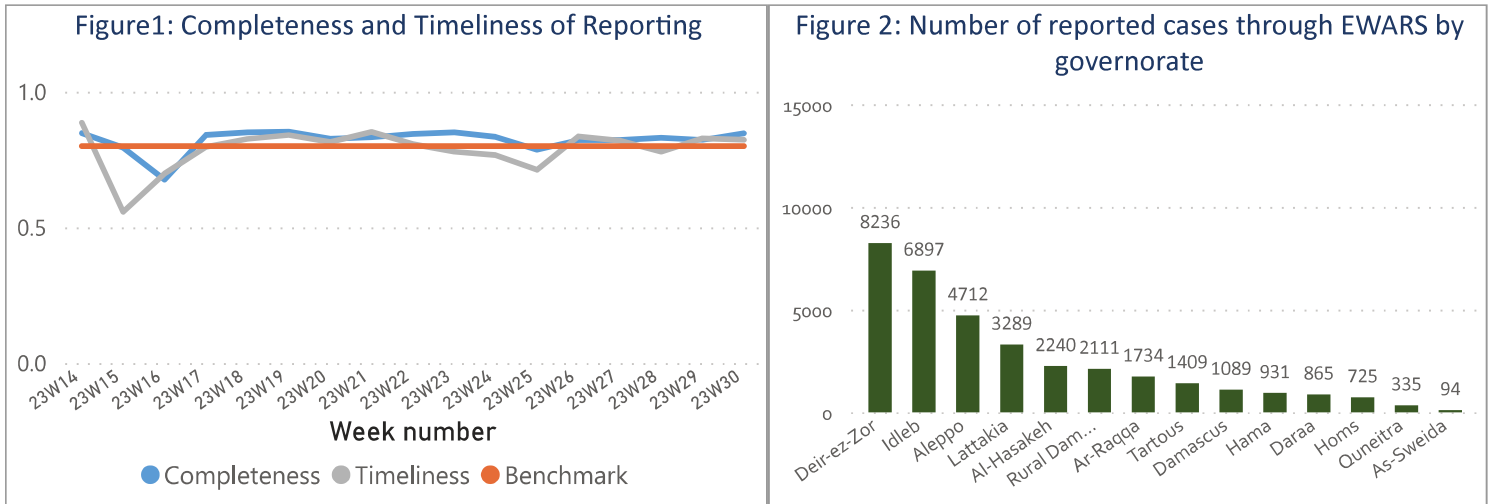


Highlights

- A total of 249,973 consultations were recorded in all the 14 governorates
- The leading causes of morbidity among all age groups were Influenza Like Illness 14,922 (43.04%) and Acute Diarrhea 14,439 (41.65%).
- A total of 18 AWD cases were reported during this week, and the total number of AWD cases reported since the start of the outbreak is 10742
- MoH reported 0 confirmed cases of COVID-19, the cumulative number of COVID-19 confirmed cases is 57698 since the start of pandemic.
- 53 suspected measles cases in Idleb (15) Aleppo (11) Al-Hasakeh (11) Deir-ez-Zor (7) Hama (2) As-Sweida (2) Homs (2) Daraa (1) Rural Damascus (1) Quneitra (1)

Performance Indicators

- A total of 1,294 out of 1,528 active reporting sites (84.69%) in all 14 governorates of Syria reported through EWARS, with 82.3% timeliness among those sites providing data during the week (Figure 1)



Morbidity

- A total of 249,973 consultations were recorded in 1,294 health facilities in 14 governorates. Among them, 34,641 cases were EWARS notifiable health conditions (Figure 2)
- The leading causes of morbidity among all age groups were Influenza Like Illness 14,922 (43.04%) and Acute Diarrhea 14,439 (41.65%).
- Of the 34,667 total reported cases, 50.54% (17,522) were female, and 44.47% (15,418) were children under 5 years old
- Children under 5 years of age 41.33% of cases are ILI, and ILI representing 44.42% of the cases above 5 years during this reporting period (Figure 3)
- The proportional morbidity of ILI is 5.97% and the downwards trend was observed: 0.86% from the previous week (Figure 4)
- The proportional morbidity of AD is 5.78% and the downwards trend was observed: 1.22% from the previous week (Figure 4)

Figure 3: Proportional morbidity by age group

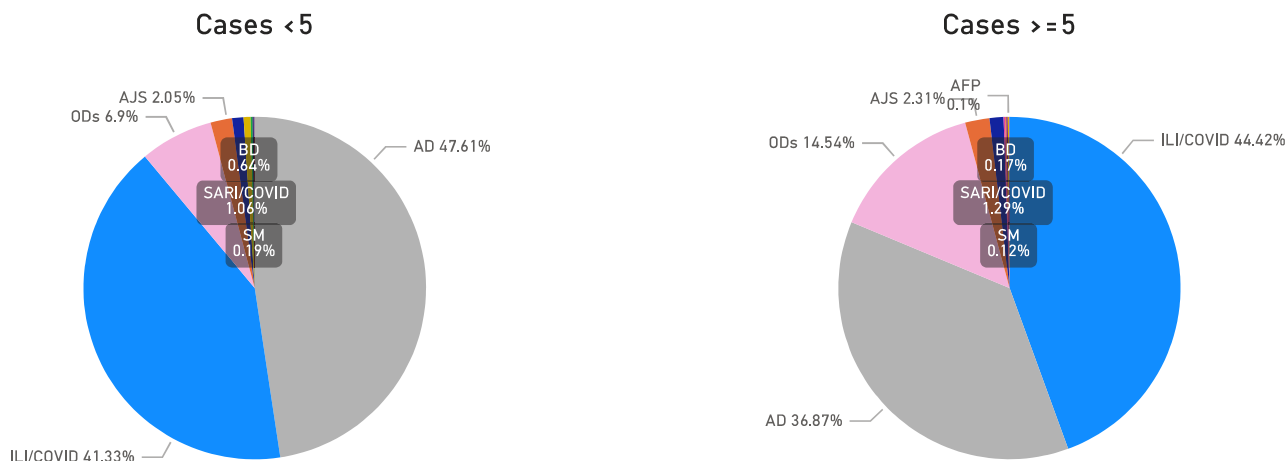
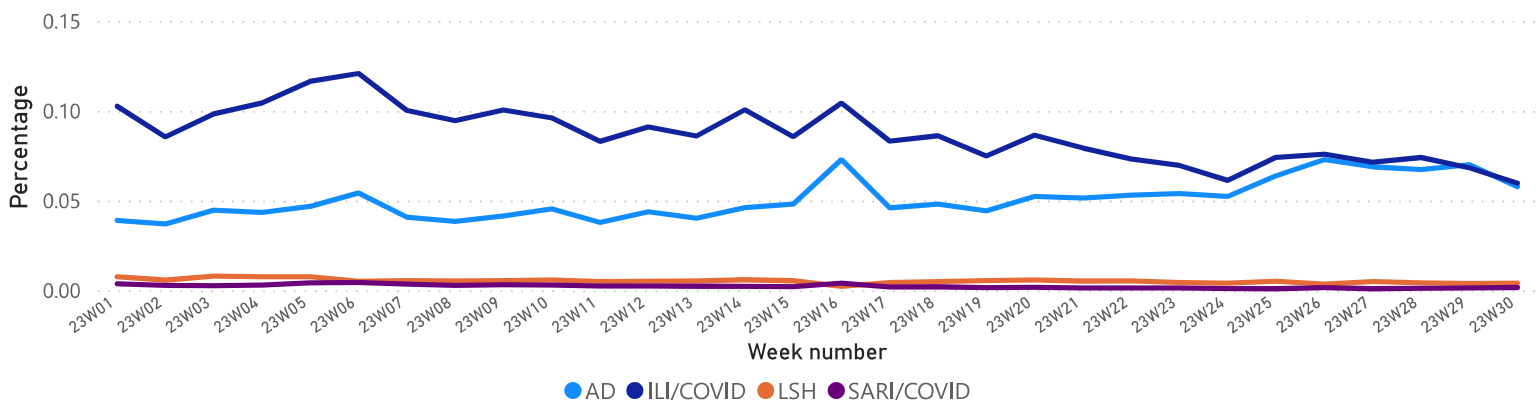


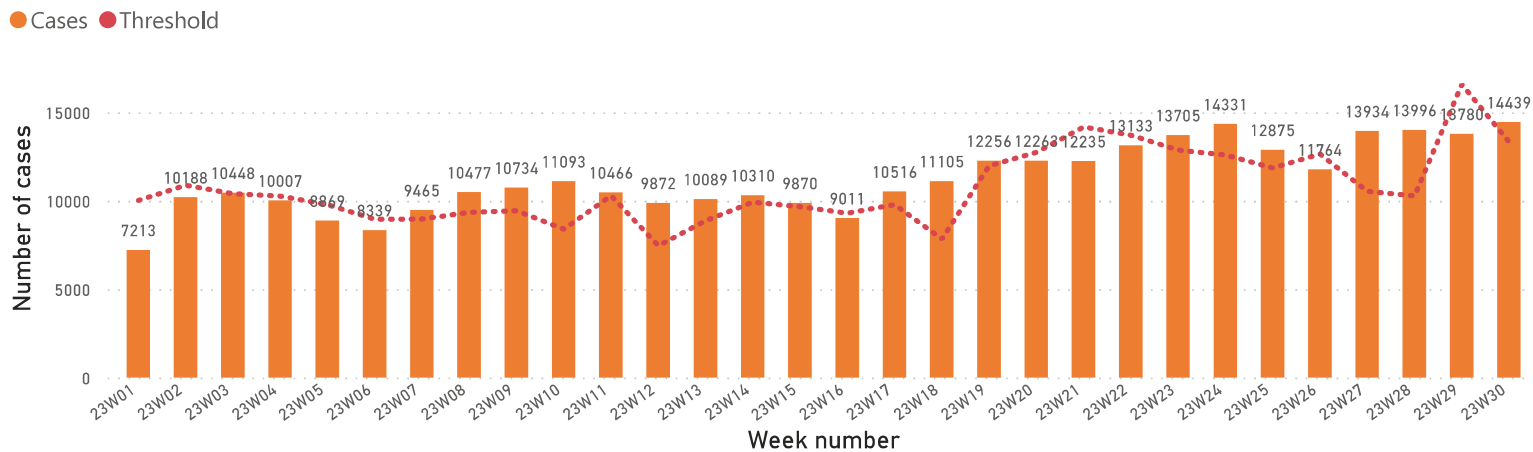
Figure 4: Proportion of Morbidity of top 4 diseases among the total consultation by week



1. Waterborne Diseases

- There was 18 case of acute watery diarrhea (AWD)
- A total of 14,439 AD cases were reported during this week

Figure 5: Number of acute diarrhea by week

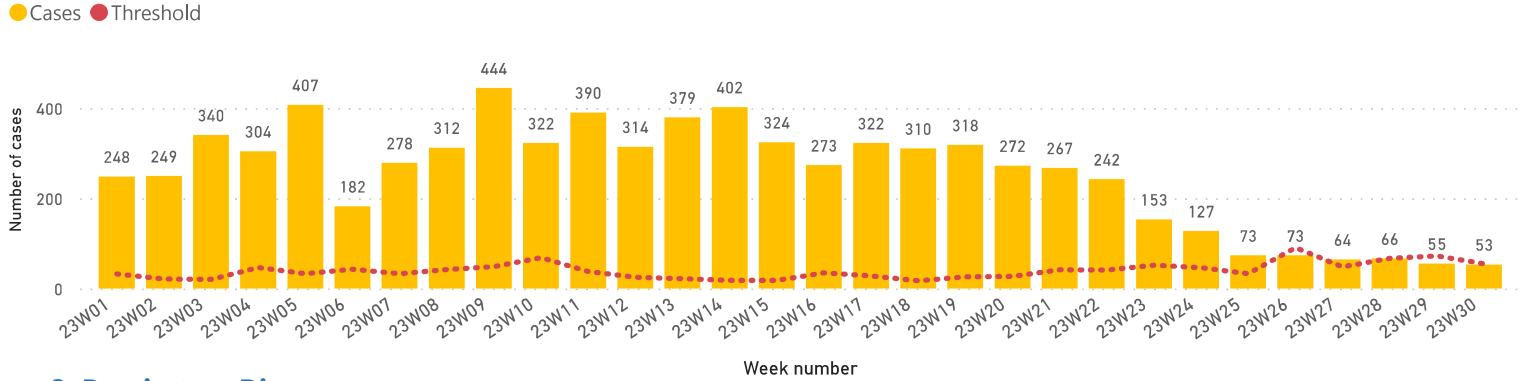


2. Vaccine Preventable Diseases

• Number of suspected measles in thre reporting week was (53) cases. Most cases were reported from Idleb (15) Aleppo

(11) Al-Hasakeh (11) Deir-ez-Zor (7) Hama (2) As-Sweida (2) Homs (2) Daraa (1) Rural Damascus (1) Quneitra (1).

Figure 6: Suspected measles cases by week

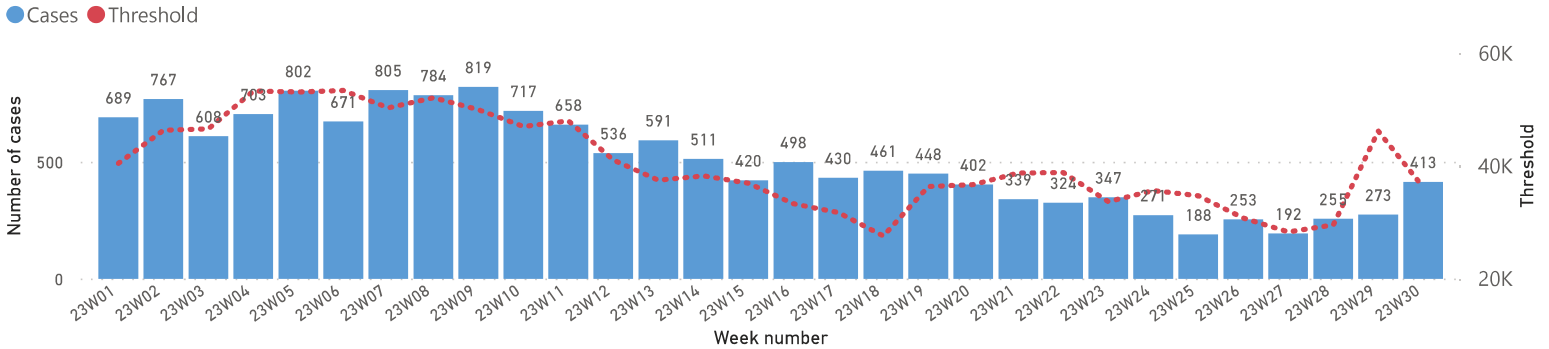


3. Respiratory Diseases

• In total, 14,922 ILI cases were reported during week.

• In total, 413 SARI cases were reported, and the trend is shown in (Figure 7). Most of the cases were reported from Damascus (128) Al-Hasakeh (101) Aleppo (63) Hama (36) Tartous (35) Ar-Raqqa (18) Lattakia (14) Homs (8) As-Sweida (5) Quneitra (4) Deir-ez-Zor (1)

Figure 7: SARI cases by week

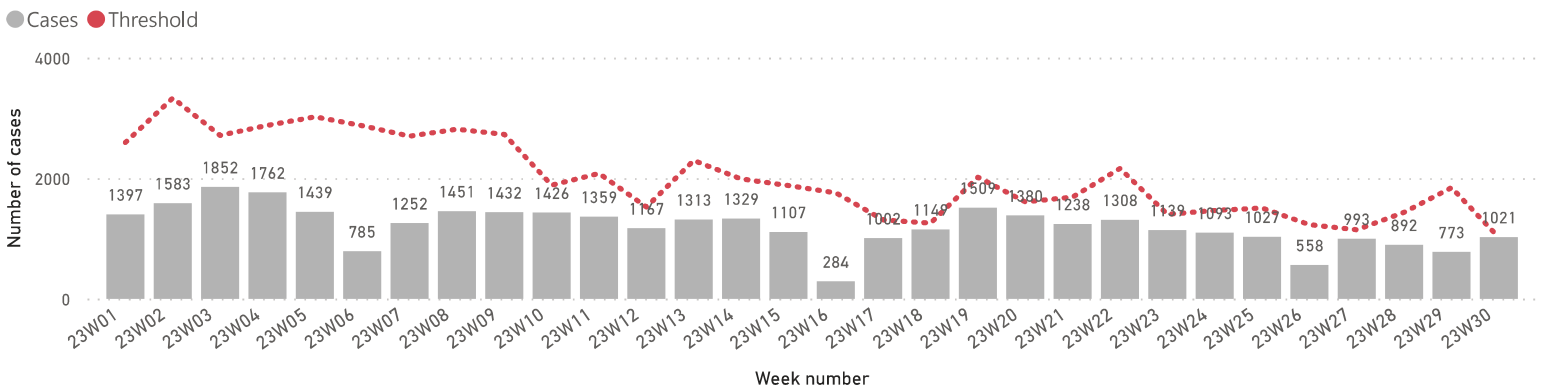


4. Other Diseases

• 3,862 cases were reported as "other diseases" through EWARS. The health conditions with the highest incidents were Lice (1041) Leishmaniasis (1021) and Scabis (419)

• During this week, most of suspected leishmaniasis cases were reported from Aleppo (595) Idleb (155) Hama (130)

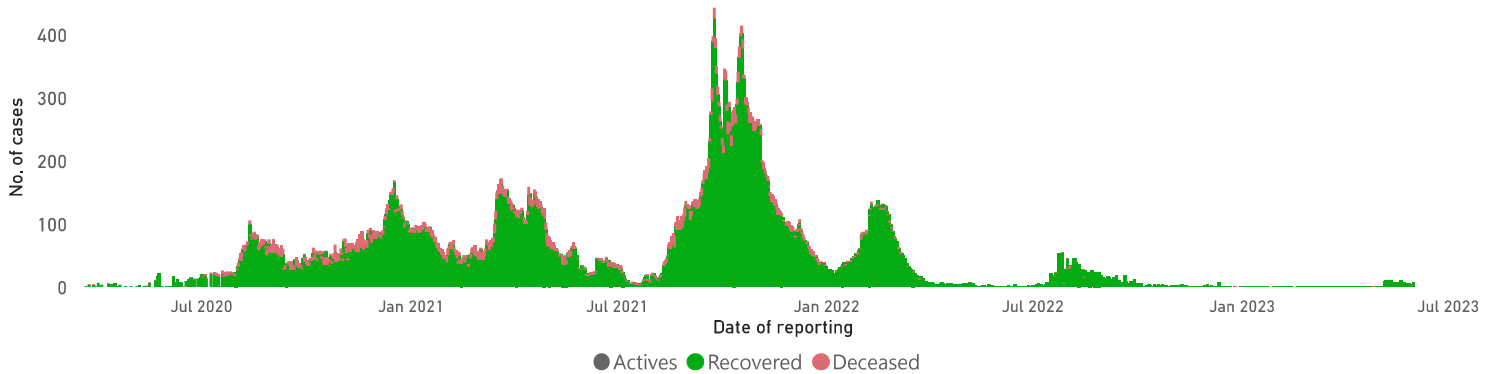
Figure 8: Suspected Leishmaniasis cases by week



COVID-19

- As of 30 July 2023, a total of 57,698 confirmed cases – in 14 governorates, Damascus (11,299) (19.58%), Lattakia (9,883) (17.13%), Aleppo (8,816) (15.28%), Homs (6,178) (10.71%), Rural Damascus (5,281) (9.15%), Tartous (4,063)(7.04%), Dar'a (3,312) (5.74%), As-Sweida (3,056) (5.3%), Hama (2,878) (4.99%), Al-Hasakeh (1,053) (1.83%), Quneitra (1,005) (1.74%), Deir-ez-Zor (842) (1.46%), Ar-Raqqa (25) (0.04%), Idleb (7) (0.01%),
- Number of deaths related to COVID-19 is 3,165 in 11 governorates, CFR 5.5%

Figure 9: Confirmed COVID-19 cases by outcome

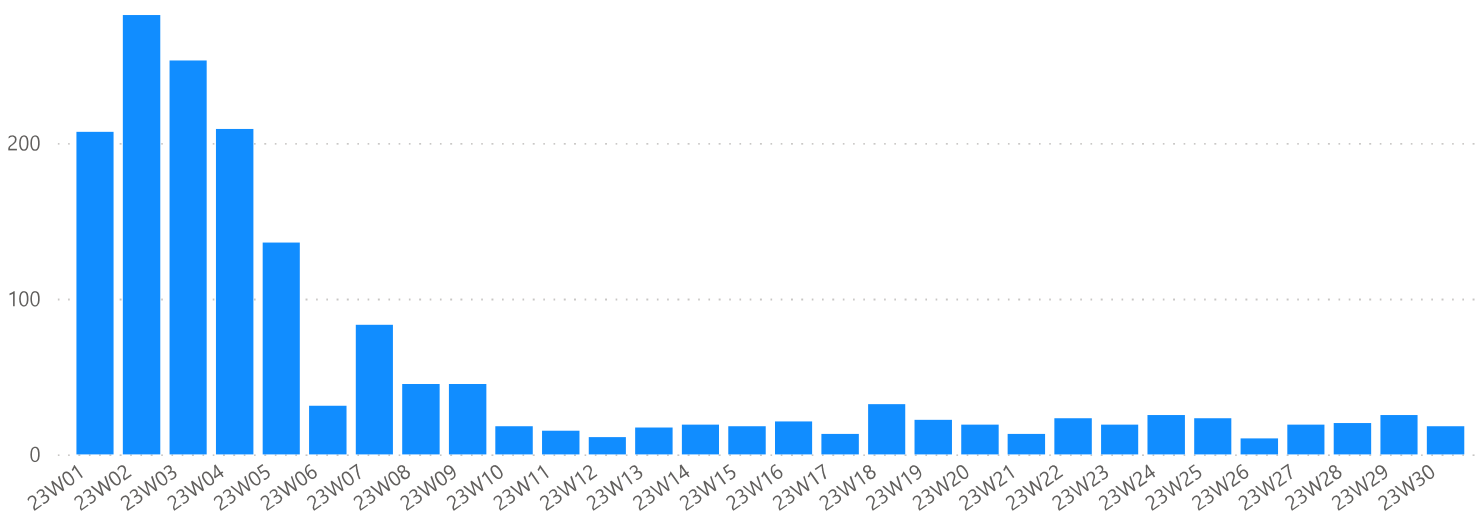


AWD

- A total of 18 AWD cases were reported during this week, and the total number of AWD cases reported since the start of the outbreak is 10,742

the total number of RDT tested positive is **1,852**, and Culture **164** were tested positive since 22 August 2022.

Figure 10: AWD cases



Comparison with Previous Week by Health Condition

DiseaseName	23W27	23W28	23W29	23W30	Total
Acute bloody diarrhea	120	136	134	131	521
Acute Diarrhea	13,934	13,996	13,780	14,439	56,149
Acute Flaccid Paralysis	1	2	1	0	4
Acute Watery diarrhea (suspected cholera)	19	20	25	18	82
Brucellosis	284	246	237	282	1,049
chicken pox	204	166	164	152	686
Influenza Like Illness	14,455	15,401	13,442	14,922	58,220
Leishmaniasis	993	892	773	1,021	3,679
Lice	983	1,025	933	1,041	3,982
Measles and Rubella	64	66	55	53	238
Meningitis	33	31	41	42	147
Mumps	23	30	45	40	138
Others	385	343	296	366	1,390
Pertussis	219	202	193	185	799
SARI	192	255	273	413	1,133
Scabis	370	379	344	419	1,512
Suspected Hepatitis (Jaundice)	822	783	779	761	3,145
Tuberculosis	70	49	41	57	217
Typhoid Fever	359	305	347	299	1,310
Total	33,530	34,327	31,903	34,641	134,401

Case Distribution by Age Group, and by Governorate

Week 2023 Week 30 (24 - 30 July 2023)

DiseaseGroup	Aleppo	Al-Hasakeh	Ar-Raqqa	As-Sweida	Damascus	Daraa	Deir-ez-Zor	Hama	Homs	Idleb	Lattakia	Quneitra	Rural Damascus	Tartous	Total
Priority Diseases	3,679	2,011	1,632	86	1,051	792	7,615	655	623	5,897	3,055	310	2,005	1,394	30,805
Suspected Hepatitis (Jaundice)	70	4	210	4	25	36	185	22	27	50	41	6	26	55	761
Less than 5 years	24	1	125	0	12	5	99	5	2	25	8	6	2	2	316
5 years or more	46	3	85	4	13	31	86	17	25	25	33	0	24	53	445
SARI	63	101	18	5	128	0	1	36	8	0	14	4	0	35	413
Less than 5 years	12	47	17	0	62	0	0	13	0	0	7	0	0	6	164
5 years or more	51	54	1	5	66	0	1	23	8	0	7	4	0	29	249
Meningitis	0	1	2	1	4	3	0	3	0	22	1	0	4	1	42
Less than 5 years	0	1	1	1	0	3	0	0	0	10	1	0	2	0	19
5 years or more	0	0	1	0	4	0	0	3	0	12	0	0	2	1	23
Measles and Rubella	11	11	0	2	0	1	7	2	2	15	0	1	1	0	53
Less than 5 years	7	8	0	2	0	1	7	1	2	1	0	1	0	0	30
5 years or more	4	3	0	0	0	0	0	1	0	14	0	0	1	0	23
Influenza Like Illness	2,047	871	739	26	553	367	3,639	137	264	2,070	1,764	218	1,475	752	14,922
Less than 5 years	670	413	361	3	58	158	2,091	99	78	1,038	615	82	497	209	6,372
5 years or more	1,377	458	378	23	495	209	1,548	38	186	1,032	1,149	136	978	543	8,550
Acute Watery diarrhea (suspected cholera)	5	0	3	0	0	0	0	0	0	5	4	0	0	1	18
Less than 5 years	3	0	3	0	0	0	0	0	0	1	0	0	0	0	7
5 years or more	2	0	0	0	0	0	0	0	0	4	4	0	0	1	11
Acute Flaccid Paralysis	0	0	0	0	0	0	0	0	0	0	26	0	0	0	26
Less than 5 years	0	0	0	0	0	0	0	0	0	0	6	0	0	0	6
5 years or more	0	0	0	0	0	0	0	0	0	0	20	0	0	0	20
Acute Diarrhea	1,483	1,011	640	48	340	377	3,697	454	322	3,735	1,202	81	499	550	14,439
Less than 5 years	676	596	367	13	98	164	2,128	286	131	1,890	531	32	230	199	7,341
5 years or more	807	415	273	35	242	213	1,569	168	191	1,845	671	49	269	351	7,098
Acute bloody diarrhea	0	12	20	0	1	8	86	1	0	0	3	0	0	0	131
Less than 5 years	0	5	10	0	0	5	76	1	0	0	2	0	0	0	99
5 years or more	0	7	10	0	1	3	10	0	0	0	1	0	0	0	32
Other Diseases	1,033	229	102	8	38	73	621	276	102	1,000	234	25	106	15	3,862
Typhoid Fever	2	12	36	0	0	15	134	9	5	79	0	0	7	0	299
Less than 5 years	1	1	10	0	0	1	11	2	0	43	0	0	0	0	69
5 years or more	1	11	26	0	0	14	123	7	5	36	0	0	7	0	230
Tuberculosis	22	0	0	0	1	0	0	0	0	6	22	0	4	2	57
Less than 5 years	0	0	0	0	0	0	0	0	0	0	0	0	0	0	0
5 years or more	22	0	0	0	1	0	0	0	0	6	22	0	4	2	57
Scabies	99	44	0	4	10	16	102	32	21	29	51	0	10	1	419
Less than 5 years	9	15	0	0	0	4	14	3	5	4	13	0	0	0	67
5 years or more	90	29	0	4	10	12	88	29	16	25	38	0	10	1	352
Pertussis	0	0	16	0	0	0	147	0	0	15	6	0	0	1	185
Less than 5 years	0	0	8	0	0	0	76	0	0	8	0	0	0	1	93
5 years or more	0	0	8	0	0	0	71	0	0	7	6	0	0	0	92
Others	6	136	0	0	2	17	63	8	25	0	70	7	32	0	366
Less than 5 years	2	52	0	0	2	4	25	5	5	0	29	6	0	0	130
5 years or more	4	84	0	0	0	13	38	3	20	0	41	1	32	0	236
Mumps	1	2	0	0	0	0	2	1	2	30	0	0	2	0	40
Less than 5 years	0	0	0	0	0	0	0	0	1	0	0	0	0	0	1
5 years or more	1	2	0	0	0	0	2	1	1	30	0	0	2	0	39
Lice	275	16	0	0	8	9	31	64	0	559	56	9	11	3	1,041
Less than 5 years	48	2	0	0	0	4	15	18	0	281	7	1	5	0	381
5 years or more	227	14	0	0	8	5	16	46	0	278	49	8	6	3	660
Leishmaniasis	595	6	13	0	5	0	51	130	28	155	27	0	4	7	1,021
Less than 5 years	116	2	0	0	0	0	18	12	6	64	1	0	0	0	219
5 years or more	479	4	13	0	5	0	33	118	22	91	26	0	4	7	802
chicken pox	8	7	5	0	2	2	2	3	6	96	2	7	12	0	152
Less than 5 years	3	3	2	0	2	1	2	2	1	53	1	7	2	0	79
5 years or more	5	4	3	0	0	1	0	1	5	43	1	0	10	0	73
Brucellosis	25	6	32	4	10	14	89	29	15	31	0	2	24	1	282
Less than 5 years	0	1	9	2	0	0	5	0	0	4	0	1	3	0	25
5 years or more	25	5	23	2	10	14	84	29	15	27	0	1	21	1	257
Total	4,712	2,240	1,734	94	1,089	865	8,236	931	725	6,897	3,289	335	2,111	1,409	34,667