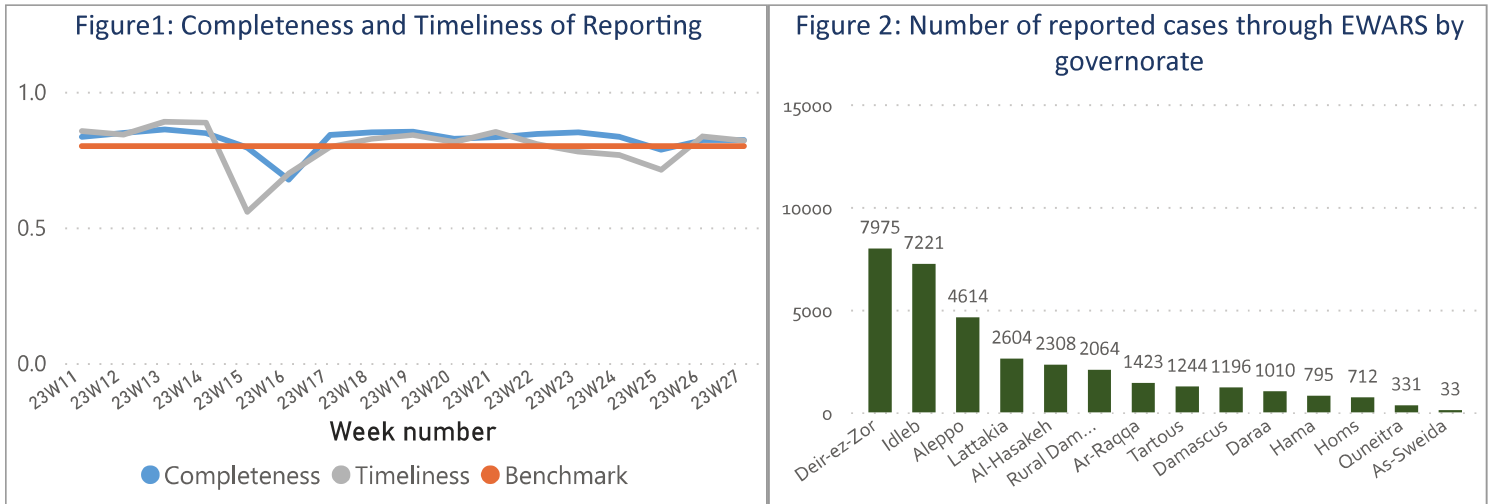


Highlights

- A total of 202,435 consultations were recorded in all the 14 governorates
- The leading causes of morbidity among all age groups were Influenza Like Illness 14,455 (43.11%) and Acute Diarrhea 13,934 (41.56%).
- A total of 19 AWD cases were reported during this week, and the total number of AWD cases reported since the start of the outbreak is 10,679
- MoH reported 0 confirmed cases of COVID-19, the cumulative number of COVID-19 confirmed cases is 57,698 since the start of pandemic.
- 1 AFP cases reported in Aleppo (1).
- 64 suspected measles cases in Al-Hasakeh (18) Ar-Raqqa (15) Aleppo (11) Idleb (10) Deir-ez-Zor (5) Rural Damascus (3) Hama (2)

Performance Indicators

- A total of 1,255 out of 1,527 active reporting sites (82.19%) in all 14 governorates of Syria reported through EWARS, with 81.99% timeliness among those sites providing data during the week (Figure 1)



Morbidity

- A total of 202,435 consultations were recorded in 1,255 health facilities in 14 governorates. Among them, 33,530 cases were EWARS notifiable health conditions (Figure 2)
- The leading causes of morbidity among all age groups were Influenza Like Illness 14,455 (43.11%) and Acute Diarrhea 13,934 (41.56%).
- Of the 33,530 total reported cases, 50.87% (17,058) were female, and 44.21% (14,822) were children under 5 years old
- Children under 5 years of age 41.2% of cases are ILI, and ILI representing 44.62% of the cases above 5 years during this reporting period (Figure 3)
- The proportional morbidity of ILI is 7.14% and the downwards trend was observed: 0.45% from the previous week (Figure 4)
- The proportional morbidity of AD is 6.88% and the downwards trend was observed: 0.4% from the previous week (Figure 4)

Figure 3: Proportional morbidity by age group

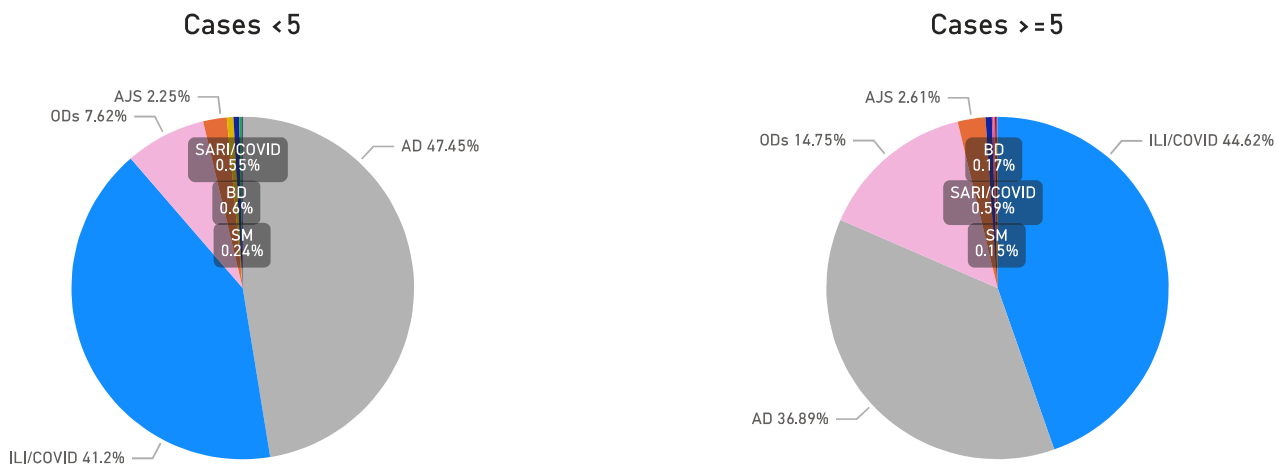
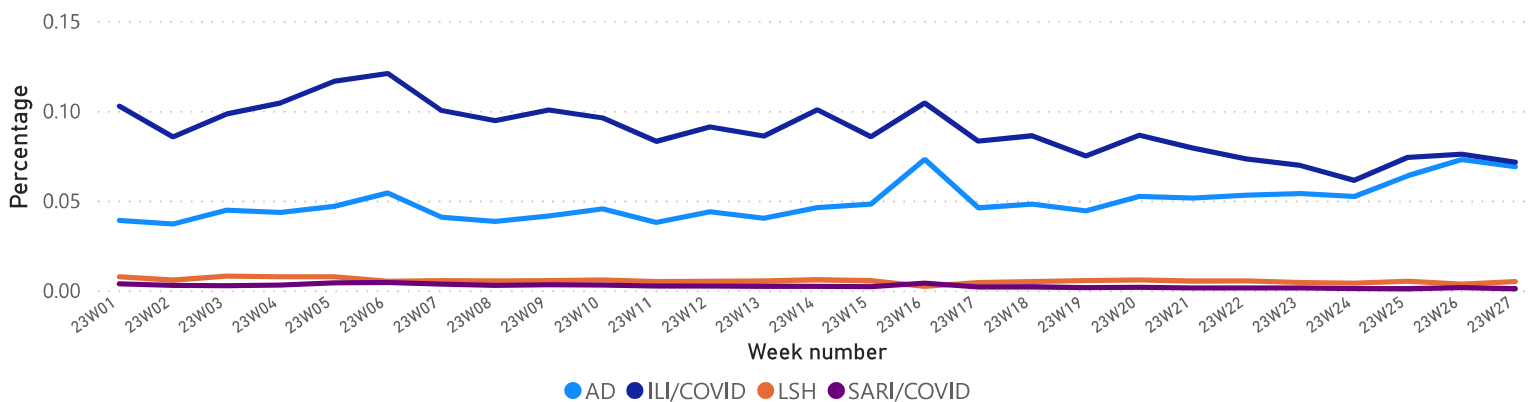


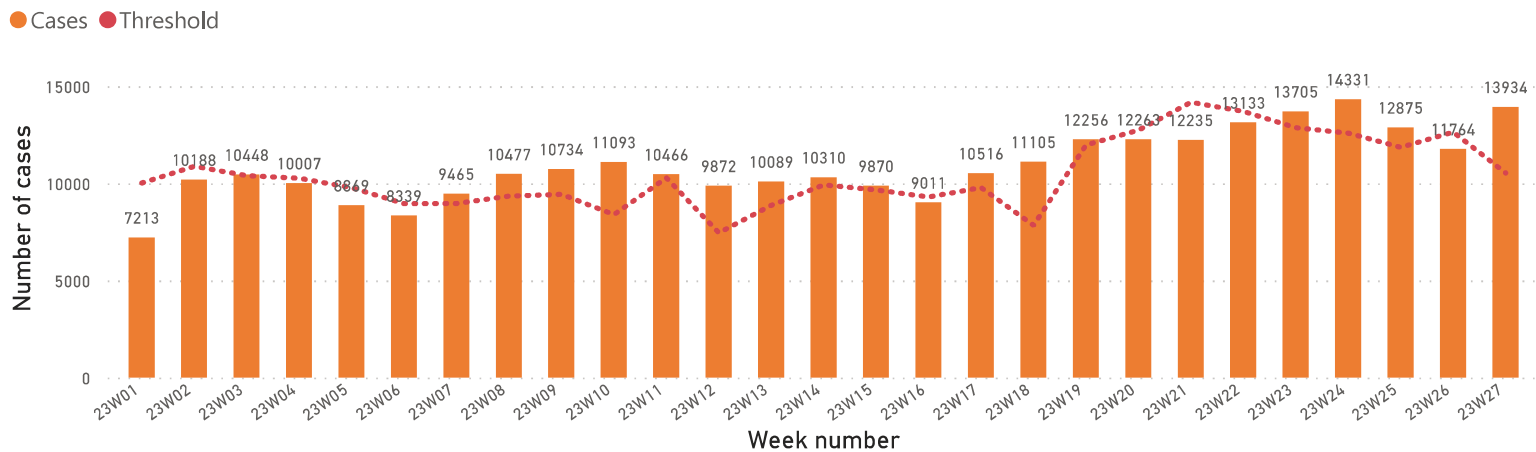
Figure 4: Proportion of Morbidity of top 4 diseases among the total consultation by week



1. Waterborne Diseases

- There was 19 case of acute watery diarrhea (AWD)
- A total of 13,934 AD cases were reported during this week

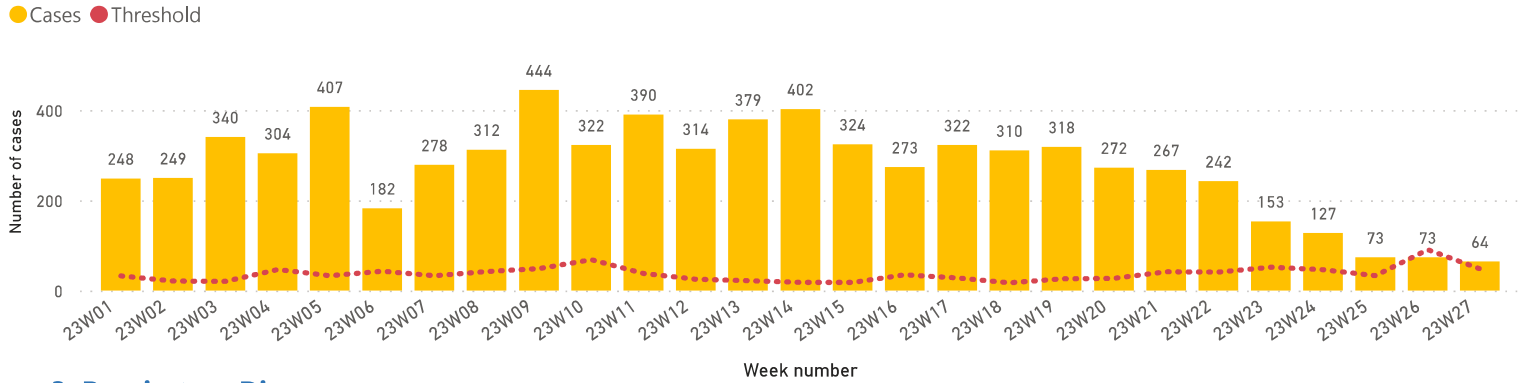
Figure 5: Number of acute diarrhea by week



2. Vaccine Preventable Diseases

- 1 cases of acute flaccid paralysis (AFP) were reported in this week
- Number of suspected measles in thre reporting week was (64) cases. Most cases were reported from Al-Hasakeh (18) Ar-Raqqa (15) Aleppo (11) Idleb (10) Deir-ez-Zor (5) Rural Damascus (3) Hama (2).

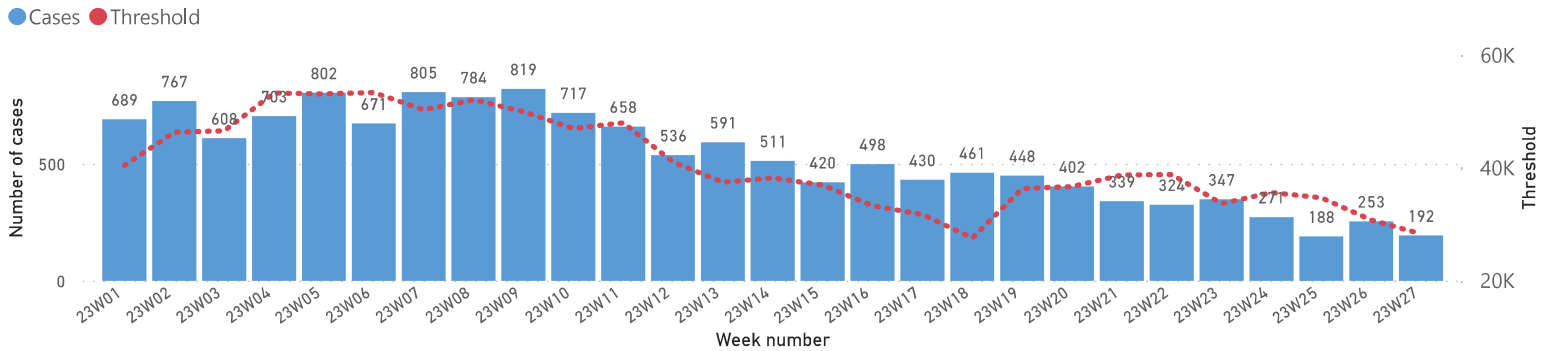
Figure 6: Suspected measles cases by week



3. Respiratory Diseases

- In total, 14,455 ILI cases were reported during week.
- In total, 192 SARI cases were reported, and the trend is shown in (Figure 7). Most of the cases were reported from Aleppo (53) Damascus (53) Al-Hasakeh (31) Tartous (17) Hama (13) Lattakia (9) Deir-ez-Zor (9) Ar-Raqqa (5) Quneitra (2)

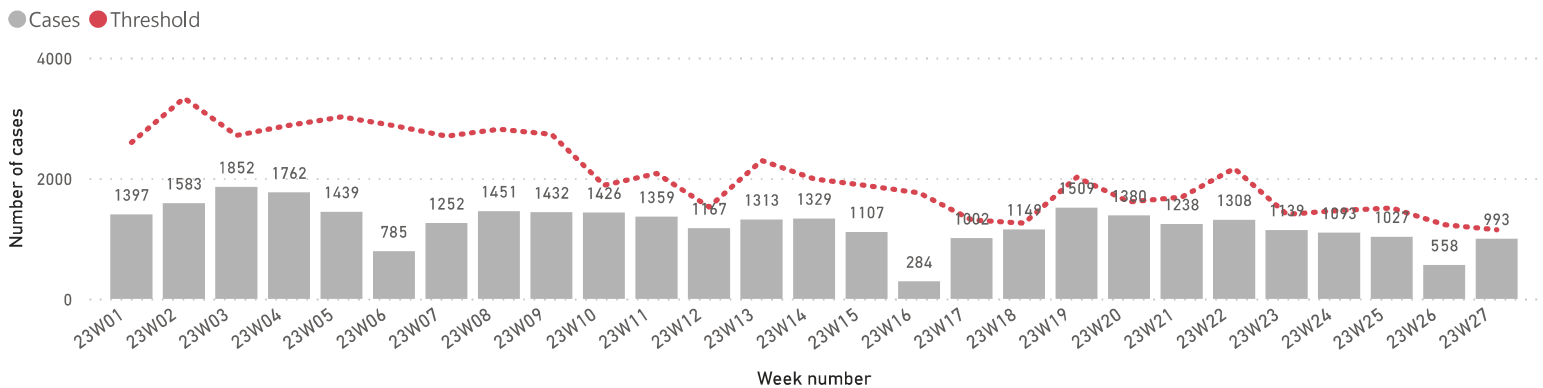
Figure 7: SARI cases by week



4. Other Diseases

- 3,890 cases were reported as "other diseases" through EWARS. The health conditions with the highest incidents were Leishmaniasis (993) Lice (983) and Others (385)
- During this week, most of suspected leishmaniasis cases were reported from Aleppo (474) Hama (149) Idleb (132)

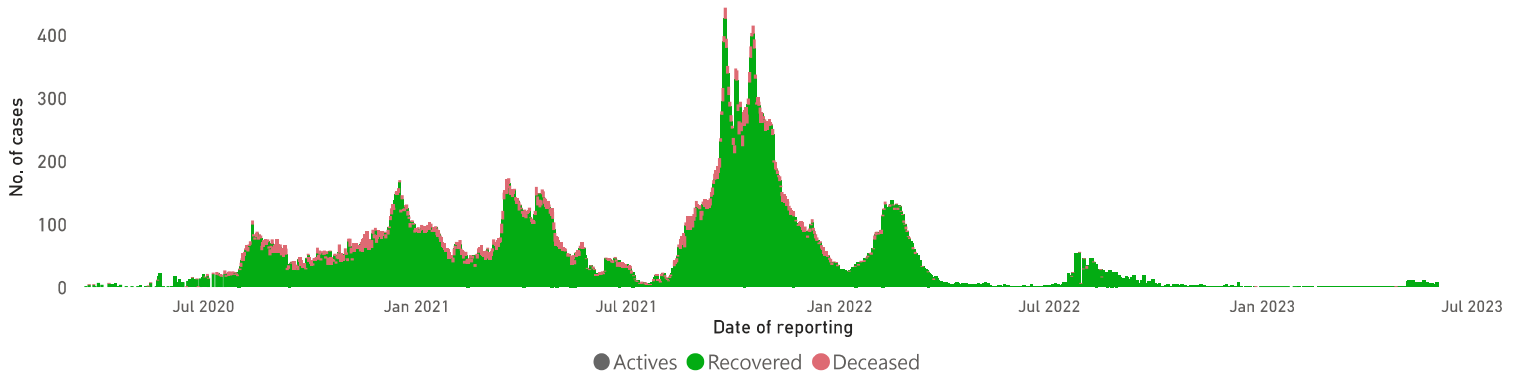
Figure 8: Suspected Leishmaniasis cases by week



COVID-19

- As of 9 July 2023, a total of 57,698 confirmed cases – in 14 governorates, Damascus (11,299) (19.58%), Lattakia (9,883) (17.13%), Aleppo (8,816) (15.28%), Homs (6,178) (10.71%), Rural Damascus (5,281) (9.15%), Tartous (4,063)(7.04%), Dar'a (3312) (5.74%), As-Sweida (3,056) (5.3%), Hama (2,878) (4.99%), Al-Hasakeh (1,053) (1.83%), Quneitra (1,005) (1.74%), Deir-ez-Zor (842) (1.46%), Ar-Raqqa (25) (0.04%), Idleb (7) (0.01%),
- Number of deaths related to COVID-19 is 3165 in 11 governorates, CFR 5.5%

Figure 9: Confirmed COVID-19 cases by outcome

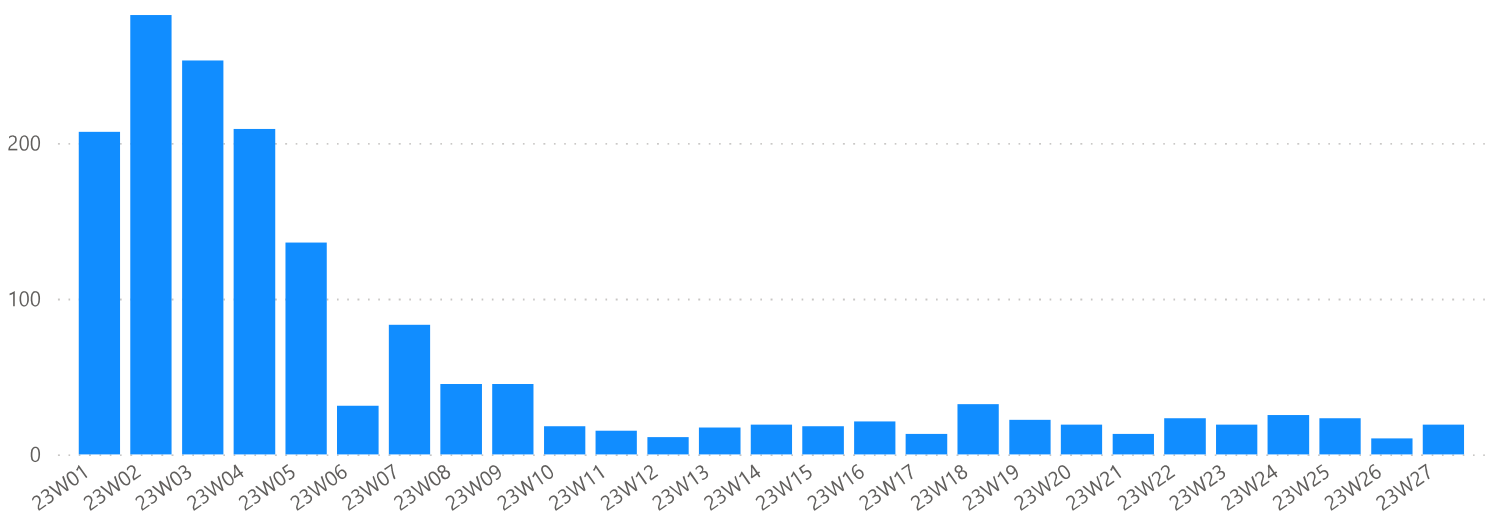


AWD

- A total of 19 AWD cases were reported during this week, and the total number of AWD cases reported since the start of the outbreak is 10,679

the total number of RDT tested positive is 1,852 , and Culture 164 were tested positive since 22 August 2022.

Figure 10: AWD cases



Comparison with Previous Week by Health Condition

DiseaseName	23W24	23W25	23W26	23W27	Total
Acute bloody diarrhea	216	137	107	120	580
Acute Diarrhea	14,331	12,875	11,764	13,934	52,904
Acute Flaccid Paralysis	2	7	2	1	12
Acute Watery diarrhea (suspected cholera)	25	23	10	19	77
Brucellosis	273	276	225	284	1,058
chicken pox	275	253	175	204	907
Influenza Like Illness	16,770	14,943	12,251	14,455	58,419
Leishmaniasis	1,093	1,027	558	993	3,671
Lice	1,044	970	798	983	3,795
Measles and Rubella	127	73	73	64	337
Meningitis	36	38	32	33	139
Mumps	23	33	31	23	110
Others	396	318	204	385	1,303
Pertussis	223	136	205	219	783
SARI	271	188	253	192	904
Scabis	422	447	294	370	1,533
Suspected Hepatitis (Jaundice)	749	685	671	822	2,927
Tuberculosis	62	55	59	70	246
Typhoid Fever	307	261	272	359	1,199
Total	36,645	32,745	27,984	33,530	130,904

Case Distribution by Age Group, and by Governorate

Week 2023 Week 27 (3 - 9 July 2023)

DiseaseGroup	Aleppo	Al-Hasakeh	Ar-Raqqa	As-Sweida	Damascus	Daraa	Deir-ez-Zor	Hama	Homs	Idleb	Lattakia	Quneitra	Rural Damascus	Tartous	Total
Priority Diseases	3,797	2,067	1,259	32	1,147	841	7,273	493	616	6,318	2,314	306	1,963	1,214	29,640
Suspected Hepatitis (Jaundice)	78	3	224	2	19	81	203	12	14	38	61	10	18	59	822
Less than 5 years	23	3	137	0	10	17	99	3	0	22	9	8	1	1	333
5 years or more	55	0	87	2	9	64	104	9	14	16	52	2	17	58	489
SARI	53	31	5	0	53	0	9	13	0	0	9	2	0	17	192
Less than 5 years	13	24	1	0	29	0	1	9	0	0	1	0	0	4	82
5 years or more	40	7	4	0	24	0	8	4	0	0	8	2	0	13	110
Meningitis	4	0	4	0	1	2	1	0	1	16	1	1	0	2	33
Less than 5 years	2	0	0	0	0	2	0	0	0	5	0	1	0	0	10
5 years or more	2	0	4	0	1	0	1	0	1	11	1	0	0	2	23
Measles and Rubella	11	18	15	0	0	0	5	2	0	10	0	0	3	0	64
Less than 5 years	9	8	11	0	0	0	4	2	0	1	0	0	1	0	36
5 years or more	2	10	4	0	0	0	1	0	0	9	0	0	2	0	28
Influenza Like Illness	2,222	763	479	20	725	339	3,217	150	314	2,410	1,455	190	1,422	749	14,455
Less than 5 years	685	301	233	1	223	127	1,843	92	103	1,193	525	72	495	214	6,107
5 years or more	1,537	462	246	19	502	212	1,374	58	211	1,217	930	118	927	535	8,348
Acute Watery diarrhea (suspected cholera)	3	0	0	0	0	0	3	0	0	5	5	0	0	3	19
Less than 5 years	1	0	0	0	0	0	1	0	0	0	0	0	0	0	2
5 years or more	2	0	0	0	0	0	2	0	0	5	5	0	0	3	17
Acute Flaccid Paralysis	1	0	0	0	0	0	0	0	0	0	0	0	0	0	1
Less than 5 years	0	0	0	0	0	0	0	0	0	0	0	0	0	0	0
5 years or more	1	0	0	0	0	0	0	0	0	0	0	0	0	0	1
Acute Diarrhea	1,425	1,249	501	10	349	407	3,764	316	287	3,839	780	103	520	384	13,934
Less than 5 years	684	652	349	7	148	155	2,080	200	118	1,941	286	48	242	123	7,033
5 years or more	741	597	152	3	201	252	1,684	116	169	1,898	494	55	278	261	6,901
Acute bloody diarrhea	0	3	31	0	0	12	71	0	0	0	3	0	0	0	120
Less than 5 years	0	0	17	0	0	2	70	0	0	0	0	0	0	0	89
5 years or more	0	3	14	0	0	10	1	0	0	0	3	0	0	0	31
Other Diseases	817	241	164	1	49	169	702	302	96	903	290	25	101	30	3,890
Typhoid Fever	9	9	47	0	0	89	138	7	0	55	1	0	3	1	359
Less than 5 years	0	1	20	0	0	3	23	0	0	34	0	0	0	1	82
5 years or more	9	8	27	0	0	86	115	7	0	21	1	0	3	0	277
Tuberculosis	30	1	0	0	1	0	0	0	0	4	28	0	1	5	70
Less than 5 years	0	0	0	0	0	0	0	0	0	0	0	0	0	0	0
5 years or more	30	1	0	0	1	0	0	0	0	4	28	0	1	5	70
Scabies	82	17	2	0	9	5	111	27	17	28	52	2	11	7	370
Less than 5 years	6	5	1	0	3	1	33	2	2	3	9	0	0	0	65
5 years or more	76	12	1	0	6	4	78	25	15	25	43	2	11	7	305
Pertussis	0	0	36	0	0	0	173	0	0	10	0	0	0	0	219
Less than 5 years	0	0	28	0	0	0	97	0	0	2	0	0	0	0	127
5 years or more	0	0	8	0	0	0	76	0	0	8	0	0	0	0	92
Others	2	162	0	0	2	47	62	7	11	0	59	7	26	0	385
Less than 5 years	1	50	0	0	2	15	38	6	2	0	27	6	0	0	147
5 years or more	1	112	0	0	0	32	24	1	9	0	32	1	26	0	238
Mumps	0	0	0	0	0	0	3	0	0	18	1	0	1	0	23
Less than 5 years	0	0	0	0	0	0	2	0	0	0	0	0	1	0	3
5 years or more	0	0	0	0	0	0	1	0	0	18	1	0	0	0	20
Lice	178	6	0	0	11	4	35	76	6	528	103	4	31	1	983
Less than 5 years	42	2	0	0	7	2	18	21	0	248	16	2	7	0	365
5 years or more	136	4	0	0	4	2	17	55	6	280	87	2	24	1	618
Leishmaniasis	474	18	33	0	3	0	89	149	39	132	41	0	3	12	993
Less than 5 years	77	5	5	0	1	0	40	17	3	57	6	0	0	1	212
5 years or more	397	13	28	0	2	0	49	132	36	75	35	0	3	11	781
chicken pox	18	20	7	1	1	8	4	8	12	104	3	9	6	3	204
Less than 5 years	11	4	4	1	1	4	2	6	3	41	2	9	2	1	91
5 years or more	7	16	3	0	0	4	2	2	9	63	1	0	4	2	113
Brucellosis	24	8	39	0	22	16	87	28	11	24	2	3	19	1	284
Less than 5 years	0	1	17	0	0	0	14	0	1	4	0	1	0	0	38
5 years or more	24	7	22	0	22	16	73	28	10	20	2	2	19	1	246
Total	4,614	2,308	1,423	33	1,196	1,010	7,975	795	712	7,221	2,604	331	2,064	1,244	33,530