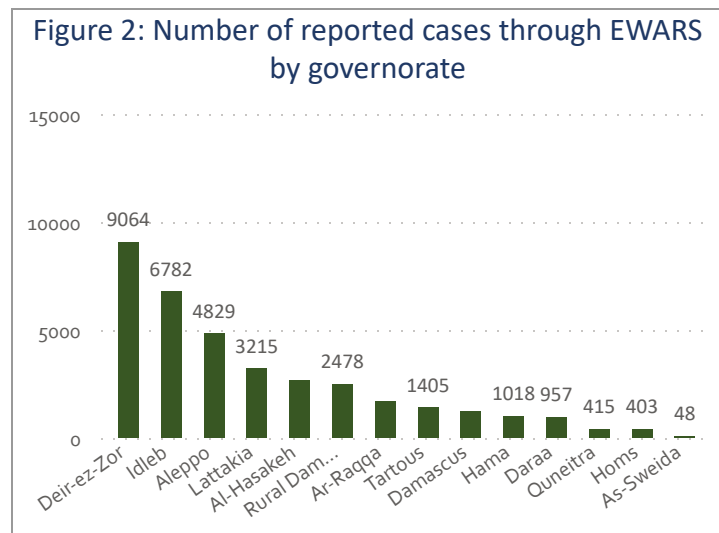
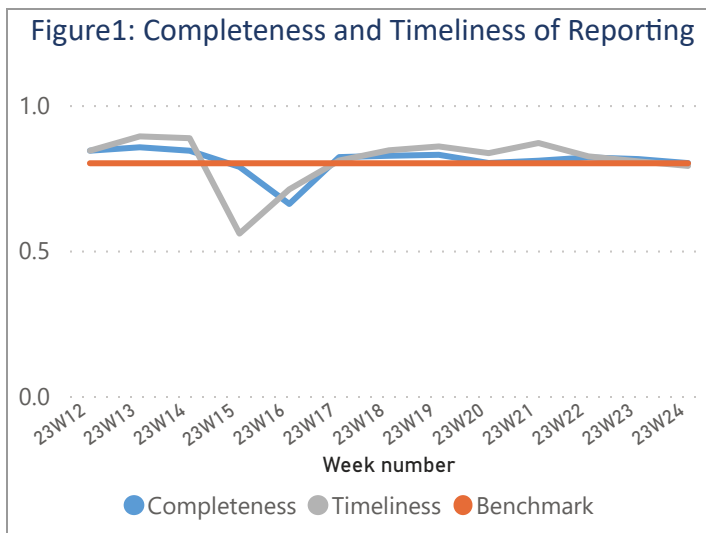


Highlights

- A total of 265,837 consultations were recorded in all the 14 governorates
- The leading causes of morbidity among all age groups were Influenza Like Illness 16,563 (45.76%) and Acute Diarrhea 14,176 (39.17%).
- A total of 25 AWD cases were reported during this week, and the total number of AWD cases reported since the start of the outbreak is 10,626
- MoH reported 0 confirmed cases of COVID-19, the cumulative number of COVID-19 confirmed cases is 57,676 since the start of pandemic.
- 2 AFP cases reported in Tartous (1) Hama (1).
- 124 suspected measles cases in Al-Hasakeh (37) Ar-Raqqa (31) Aleppo (23) Deir-ez-Zor (18) Idleb (8) Hama (2) Rural Damascus (1) Lattakia (1) Tartous (1) As-Sweida (1) Daraa (1)

Performance Indicators

- A total of 1,229 out of 1,535 active reporting sites (80.07%) in all 14 governorates of Syria reported through EWARS, with 79.09% timeliness among those sites providing data during the week (Figure 1)



Morbidity

- A total of 265,837 consultations were recorded in 1229 health facilities in 14 governorates. Among them, 36,193 cases were EWARS notifiable health conditions (Figure 2)
- The leading causes of morbidity among all age groups were Influenza Like Illness 16,563 (45.76%) and Acute Diarrhea 14,176 (39.17%).
- Of the 36,193 total reported cases, 51.14% (18,508) were female, and 45.08% (16,315) were children under 5 years old
- Children under 5 years of age 43.96% of cases are ILI, and ILI representing 47.24% of the cases above 5 years during this reporting period (Figure 3)
- The proportional morbidity of ILI is 6.23% and the downwards trend was observed: 1.02% from the previous week (Figure 4)
- The proportional morbidity of AD is 5.33% and the downwards trend was observed: 0.28% from the previous week (Figure 4)

Figure 3: Proportional morbidity by age group

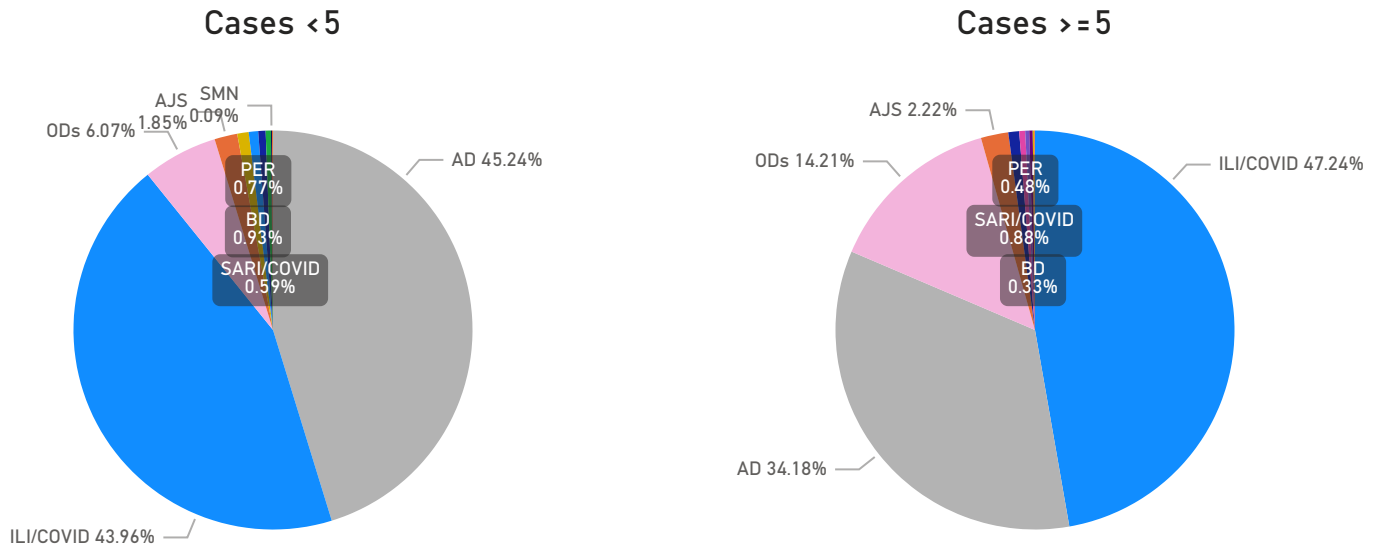
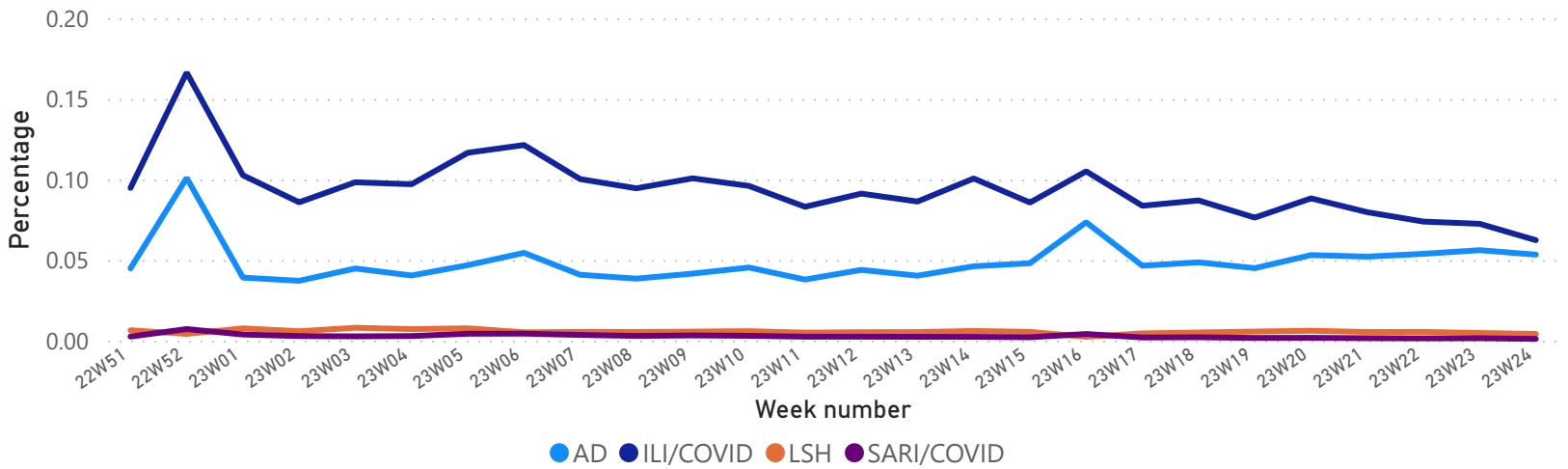


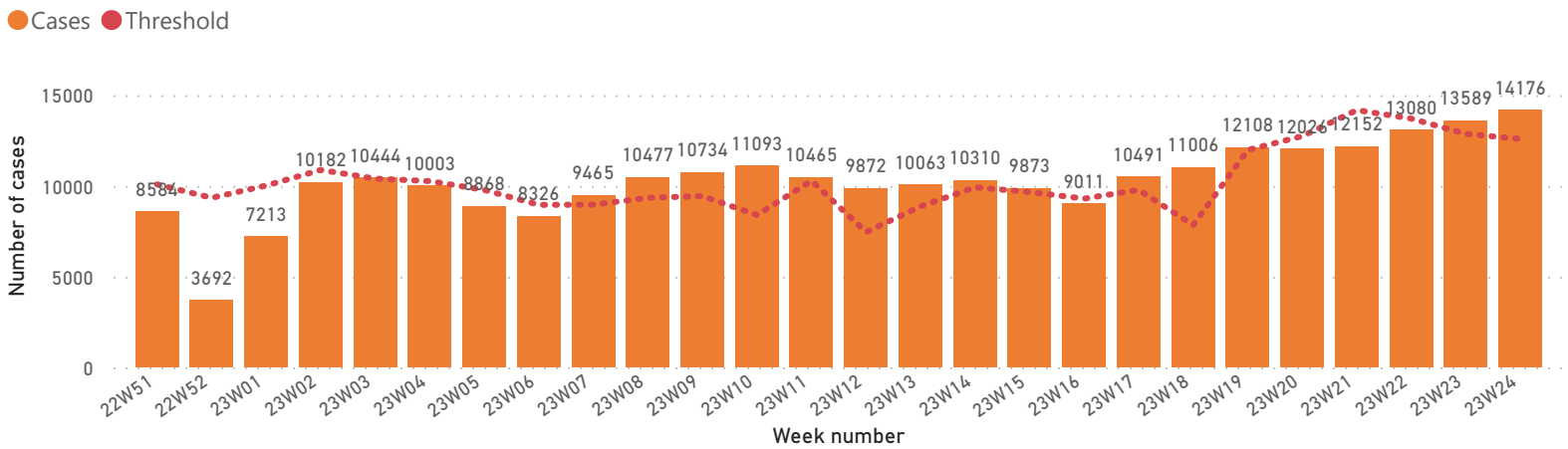
Figure 4: Proportion of Morbidity of top 4 diseases among the total consultation by week



1. Waterborne Diseases

- There was 25 case of acute watery diarrhea (AWD)
- A total of 14,176 AD cases were reported during this week

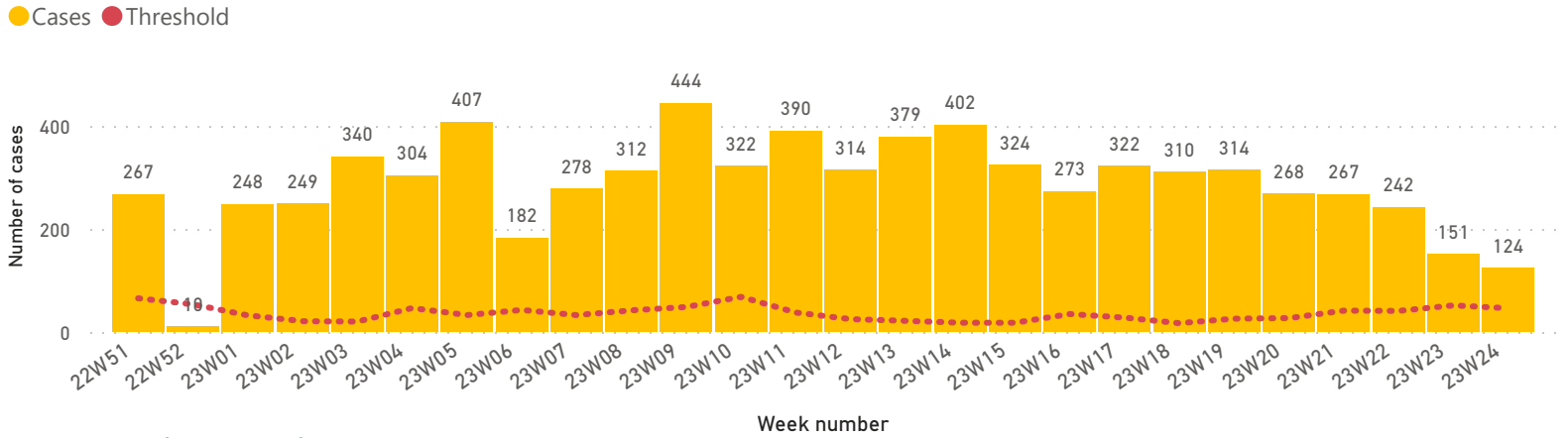
Figure 5: Number of acute diarrhea by week



2. Vaccine Preventable Diseases

- 2 cases of acute flaccid paralysis (AFP) were reported in this week
- Number of suspected measles in thre reporting week was (124) cases. Most cases were reported from Al-Hasakeh (37) Ar-Raqqa (31) Aleppo (23) Deir-ez-Zor (18) Idleb (8) Hama (2) Rural Damascus (1) Lattakia (1) Tartous (1) As-Sweida (1) Daraa (1).

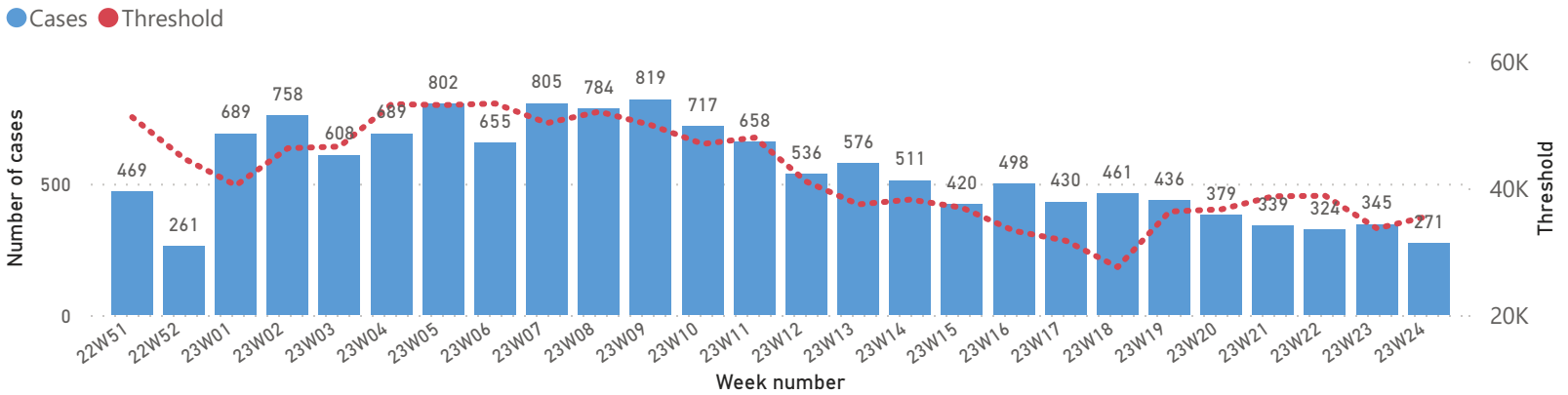
Figure 6: Suspected measles cases by week



3. Respiratory Diseases

- In total, 16,563 ILI cases were reported during week.
- In total, 271 SARI cases were reported, and the trend is shown in (Figure 7). Most of the cases were reported from Damascus (107) Aleppo (53) Tartous (29) Hama (25) Deir-ez-Zor (17) Al-Hasakeh (15) Lattakia (10) Ar-Raqqa (5) Homs (5) Quneitra (2) As-Sweida (2) Idleb (1)

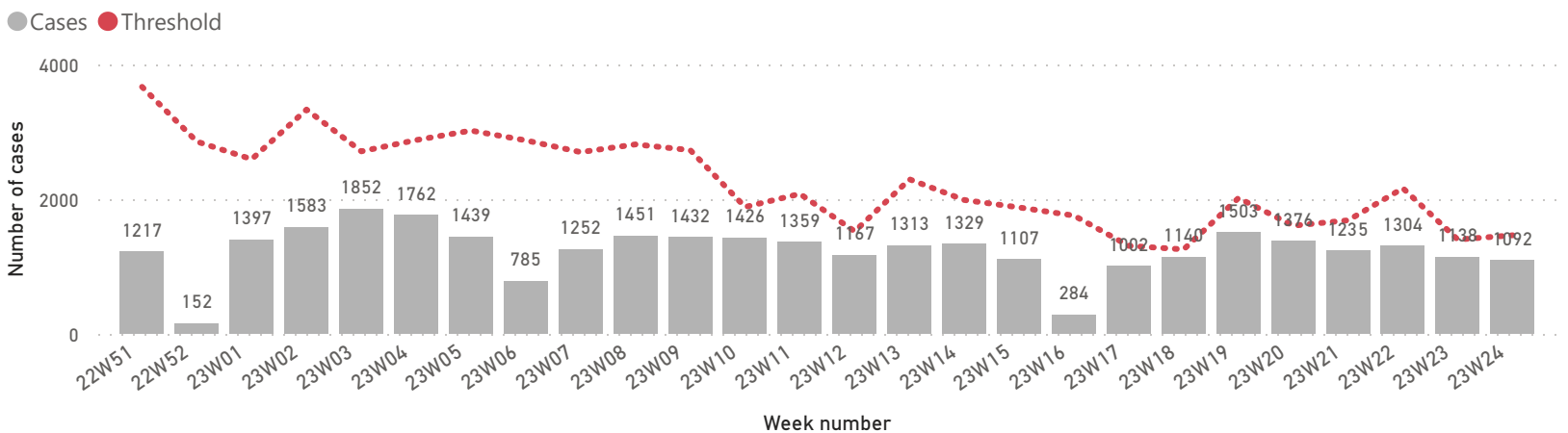
Figure 7: SARI cases by week



4. Other Diseases

- 3,815 cases were reported as "other diseases" through EWARS. The health conditions with the highest incidents were Leishmaniasis (1,092) Lice (1,019) and Scabis (399)
- During this week, most of suspected leishmaniasis cases were reported from Aleppo (571) Hama (224) Idleb (130)

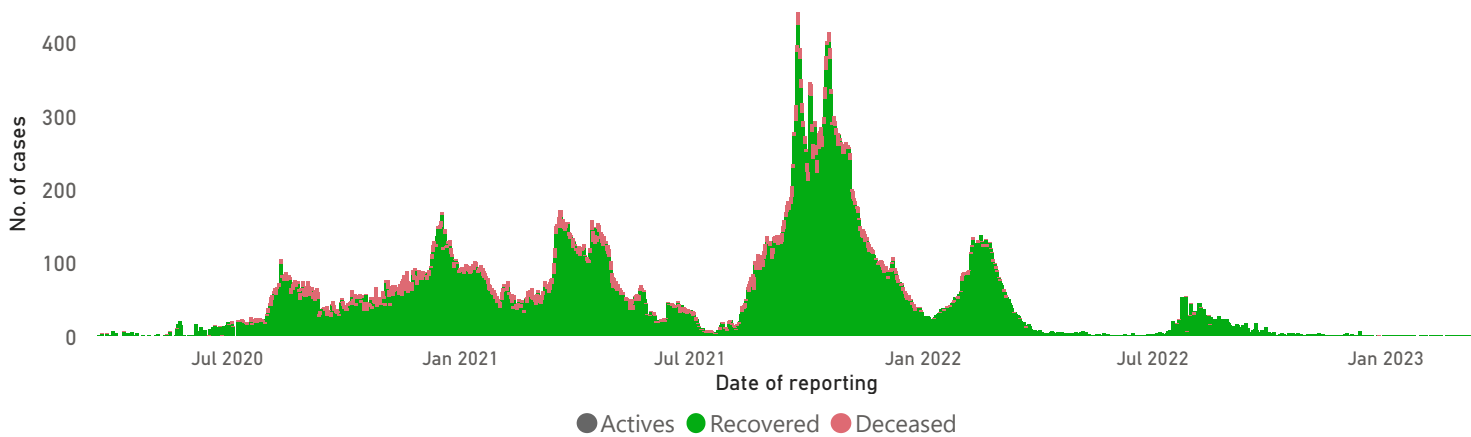
Figure 8: Suspected Leishmaniasis cases by week



COVID-19

- As of 18 June 2023, a total of 57,676 confirmed cases – in 14 governorates, Damascus (11,293) (19.58%), Lattakia (9,881) (17.13%), Aleppo (8,815) (15.28%), Homs (6,178) (10.71%), Rural Damascus (5,281) (9.16%), Tartous (4,054) (7.03%), Dar'a (3,312) (5.74%), As-Sweida (3,053) (5.29%), Hama (2,877) (4.99%), Al-Hasakeh (1,053) (1.83%), Quneitra (1,005) (1.74%), Deir-ez-Zor (842) (1.46%), Ar-Raqqa (25) (0.04%), Idleb (7) (0.01%),
- Number of deaths related to COVID-19 is 3,165 in 11 governorates, CFR 5.5%

Figure 9: Confirmed COVID-19 cases by outcome

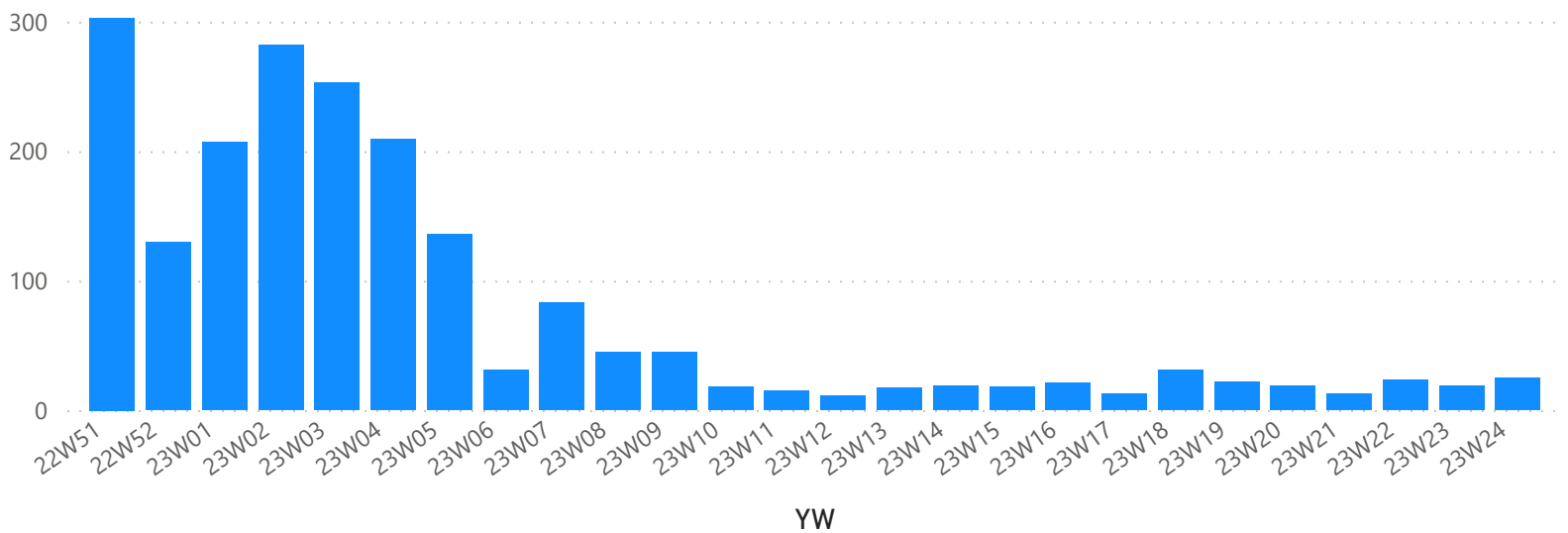


AWD

- A total of 25 AWD cases were reported during this week, and the total number of AWD cases reported since the start of the outbreak is 10,626

the total number of RDT tested **positive** is 1,850 , and 164 Culture were tested **positive** since 22 August 2022.

Figure 10: AWD cases



Comparison with Previous Week by Health...

DiseaseName	23W20	23W21	23W22	23W23	23W24	Total
Acute bloody diarrhea	160	200	178	156	216	910
Acute Diarrhea	12,026	12,152	13,080	13,589	14,176	65,023
Acute Flaccid Paralysis	3	4	5	3	2	17
Acute Watery diarrhea (suspected cholera)	19	13	23	19	25	99
Brucellosis	255	333	258	236	273	1,355
chicken pox	252	250	263	250	246	1,261
Influenza Like Illness	20,015	18,592	17,944	17,556	16,563	90,670
Leishmaniasis	1,376	1,235	1,304	1,138	1,092	6,145
Lice	1,167	979	1,102	919	1,019	5,186
Measles and Rubella	268	267	242	151	124	1,052
Meningitis	41	51	42	44	36	214
Mumps	25	25	44	27	23	144
Others	307	267	282	296	396	1,548
Pertussis	225	228	227	239	221	1,140
SARI	379	339	324	345	271	1,658
Scabis	566	488	442	414	399	2,309
Suspected Hepatitis (Jaundice)	606	642	750	786	744	3,528
Tuberculosis	69	59	61	64	64	317
Typhoid Fever	291	255	336	296	303	1,481
Total	38,050	36,379	36,907	36,528	36,193	184,057

Case Distribution by Age Group, and by Governorate

Week

2023 Week 24 (12 - 18 June 2022)

DiseaseGroup	Aleppo	Al-Hasakeh	Ar-Raqqa	As-Sweida	Damascus	Daraa	Deir-ez-Zor	Hama	Homs	Idleb	Lattakia	Quneitra	Rural Damascus	Tartous	Total
▼ Priority Diseases	3,912	2,380	1,553	46	1,182	840	8,427	667	313	5,931	2,826	395	2,306	1,379	32,157
Suspected Hepatitis (Jaundice)	69	4	206	0	7	38	208	13	9	50	40	8	40	52	744
Less than 5 years	27	2	114	0	5	8	99	5	0	23	1	7	7	4	302
5 years or more	42	2	92	0	2	30	109	8	9	27	39	1	33	48	442
SARI	53	15	5	2	107	0	17	25	5	1	10	2	0	29	271
Less than 5 years	8	12	4	0	47	0	3	17	0	0	5	0	0	1	97
5 years or more	45	3	1	2	60	0	14	8	5	1	5	2	0	28	174
Meningitis	2	0	2	1	2	8	0	2	1	15	0	0	2	1	36
Less than 5 years	0	0	1	0	2	5	0	0	1	4	0	0	0	1	14
5 years or more	2	0	1	1	0	3	0	2	0	11	0	0	2	0	22
Measles and Rubella	23	37	31	1	0	1	18	2	0	8	1	0	1	1	124
Less than 5 years	14	21	20	0	0	1	10	2	0	0	0	0	0	1	69
5 years or more	9	16	11	1	0	0	8	0	0	8	1	0	1	0	55
Influenza Like Illness	2,293	850	611	35	778	360	3,917	222	146	2,392	2,018	280	1,737	924	16,563
Less than 5 years	740	360	305	4	235	145	2,180	148	65	1,204	791	116	627	252	7,172
5 years or more	1,553	490	306	31	543	215	1,737	74	81	1,188	1,227	164	1,110	672	9,391
Acute Watery diarrhea (suspected cholera)	4	1	1	0	1	0	10	0	0	5	0	2	0	1	25
Less than 5 years	1	1	0		0	0	8	0	0	1	0	2	0	0	13
5 years or more	3	0	1	0	1	0	2	0	0	4	0		0	1	12
Acute Flaccid Paralysis	0	0	0	0	0	0	0	1	0	0	0	0	0	1	2
Less than 5 years	0	0	0	0	0	0	0	0	0	0	0	0	0	0	0
5 years or more	0	0	0	0	0	0	0	1	0	0	0	0	0	1	2
Acute Diarrhea	1,468	1,435	663	7	286	399	4,151	402	152	3,460	755	102	526	370	14,176
Less than 5 years	743	835	401	3	108	180	2,341	268	65	1,710	325	45	249	108	7,381
5 years or more	725	600	262	4	178	219	1,810	134	87	1,750	430	57	277	262	6,795
Acute bloody diarrhea	0	38	34	0	1	34	106	0	0	0	2	1	0	0	216
Less than 5 years	0	20	23	0	0	14	92	0	0	0	2	0	0	0	151
5 years or more	0	18	11	0	1	20	14	0	0	0	0	1	0	0	65
Other Diseases	917	282	117	2	65	117	637	351	90	851	389	20	172	26	4,036
Typhoid Fever	7	7	39	0	0	57	124	2	1	61	0	0	5	0	303
Less than 5 years	2	0	17	0	0	2	17	0	0	39	0	0	0	0	77
5 years or more	5	7	22	0	0	55	107	2	1	22	0	0	5	0	226
Tuberculosis	37	1	0	0	2	0	0	0	1	0	19	0	2	2	64
Less than 5 years	4	0	0	0	0	0	0	0	0	0			0	0	4
5 years or more	33	1	0	0	2	0	0	0	1	0	19	0	2	2	60
Scabis	66	36	2	0	24	1	90	26	17	30	73	1	31	2	399
Less than 5 years	8	11	0	0	3	0	23	4	6	3	13	1	3	0	75
5 years or more	58	25	2	0	21	1	67	22	11	27	60	0	28	2	324
Pertussis	0	3	30	0	1	0	172	0	0	12	3	0	0	0	221
Less than 5 years	0	1	24	0	1	0	93	0	0	6	0	0	0	0	125
5 years or more	0	2	6		0	0	79	0	0	6	3		0	0	96
Others	1	144	0	0	7	31	59	3	24	1	67	10	48	1	396
Less than 5 years	0	62	0	0	6	9	36	2	4	1	36	9	1	0	166
5 years or more	1	82	0	0	1	22	23	1	20	0	31	1	47	1	230
Mumps	1	0	0	0	0	0	4	0	1	16	0	0	1	0	23
Less than 5 years	0	0	0	0	0	0	1	0	0	0	0	0	1	0	2
5 years or more	1	0	0	0	0	0	3	0	1	16	0	0	0	0	21
Lice	199	3	0	2	12	3	31	51	1	478	199	1	35	4	1,019
Less than 5 years	31	1	0	1	0	0	11	6	0	229	53	1	1	0	334
5 years or more	168	2	0	1	12	3	20	45	1	249	146	0	34	4	685
Leishmaniasis	571	27	22	0	0	0	65	224	16	130	20	0	5	12	1,092
Less than 5 years	95	5	5	0	0	0	24	27	0	43	1	0	0	3	203
5 years or more	476	22	17	0	0	0	41	197	16	87	19	0	5	9	889
chicken pox	6	60	2	0	9	11	9	12	3	103	8	7	14	2	246
Less than 5 years	4	18	0	0	1	3	3	3	1	49	4	7	5	0	98
5 years or more	2	42	2	0	8	8	6	9	2	54	4	0	9	2	148
Brucellosis	29	1	22	0	10	14	83	33	26	20	0	1	31	3	273
Less than 5 years	1	0	13	0	0	0	9	3	0	4	0	1	1	0	32
5 years or more	28	1	9	0	10	14	74	30	26	16	0	0	30	3	241
Total	4,829	2,662	1,670	48	1,247	957	9,064	1,018	403	6,782	3,215	415	2,478	1,405	36,193