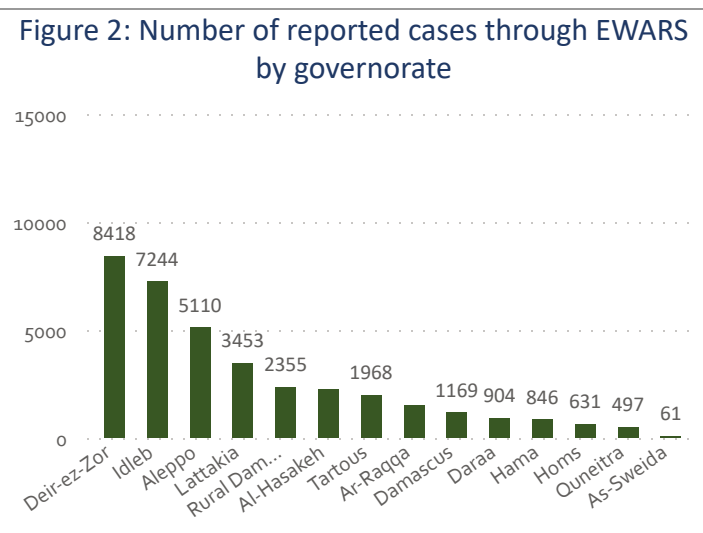
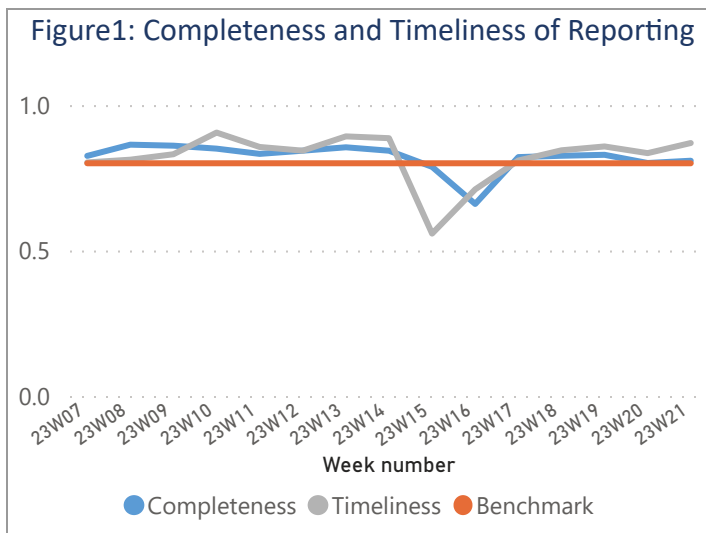


Highlights

- A total of 233,331 consultations were recorded in all the 14 governorates
- The leading causes of morbidity among all age groups were Influenza Like Illness 18,592 (51.11%) and Acute Diarrhea 12,152 (33.4%).
- A total of 13 AWD cases were reported during this week, and the total number of AWD cases reported since the start of the outbreak is 10,559
- MoH reported 38 confirmed cases of COVID-19, the cumulative number of COVID-19 confirmed cases is 57,676 since the start of pandemic.
- 4 AFP cases reported in Rural Damascus (1) Deir-ez-Zor (1) Aleppo (1) Daraa (1).
- 267 suspected measles cases in Al-Hasakeh (145) Ar-Raqqa (52) Aleppo (32) Deir-ez-Zor (12) Idleb (9) Lattakia (5) Tartous (5) Damascus (3) Rural Damascus (2) Homs (1) Hama (1)

Performance Indicators

- A total of 1,235 out of 1,527 active reporting sites (80.88%) in all 14 governorates of Syria reported through EWARS, with 86.96% timeliness among those sites providing data during the week (Figure 1)



Morbidity

- A total of 233,331 consultations were recorded in 1235 health facilities in 14 governorates. Among them, 36,379 cases were EWARS notifiable health conditions (Figure 2)
- The leading causes of morbidity among all age groups were Influenza Like Illness 18,592 (51.11%) and Acute Diarrhea 12,152 (33.4%).
- Of the 36,379 total reported cases, 50.89% (18,513) were female, and 44.29% (16,113) were children under 5 years old
- Children under 5 years of age 49.15% of cases are ILI, and ILI representing 52.66% of the cases above 5 years during this reporting period (Figure 3)
- The proportional morbidity of ILI is 7.97% and the downwards trend was observed: 0.86% from the previous week (Figure 4)
- The proportional morbidity of AD is 5.21% and the downwards trend was observed: 0.09% from the previous week (Figure 4)

Figure 3: Proportional morbidity by age group

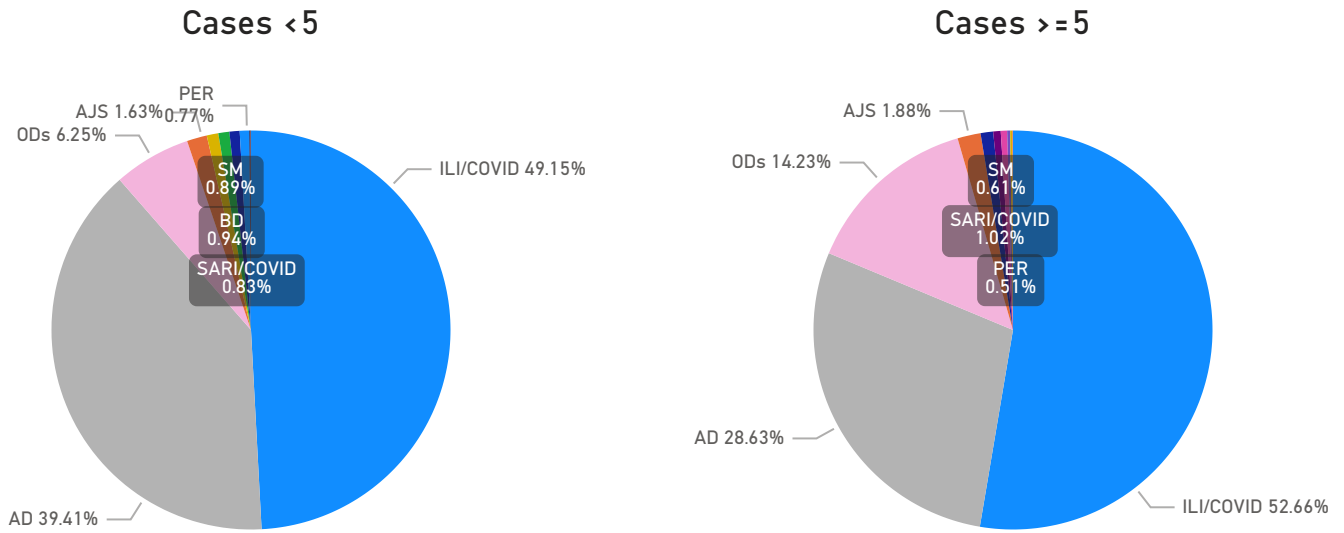
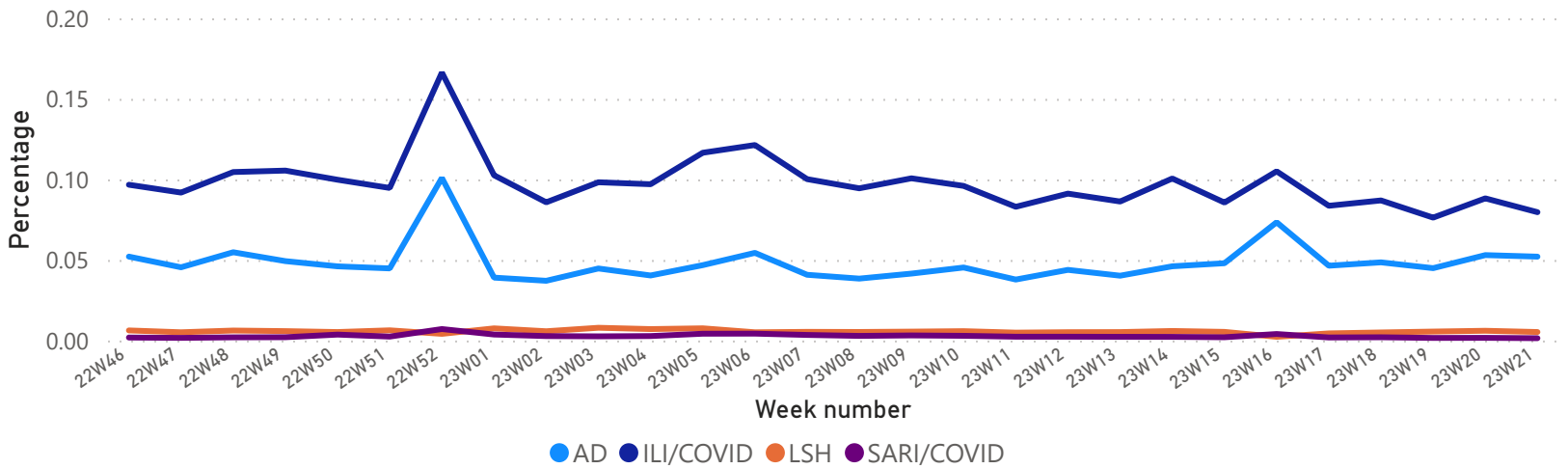


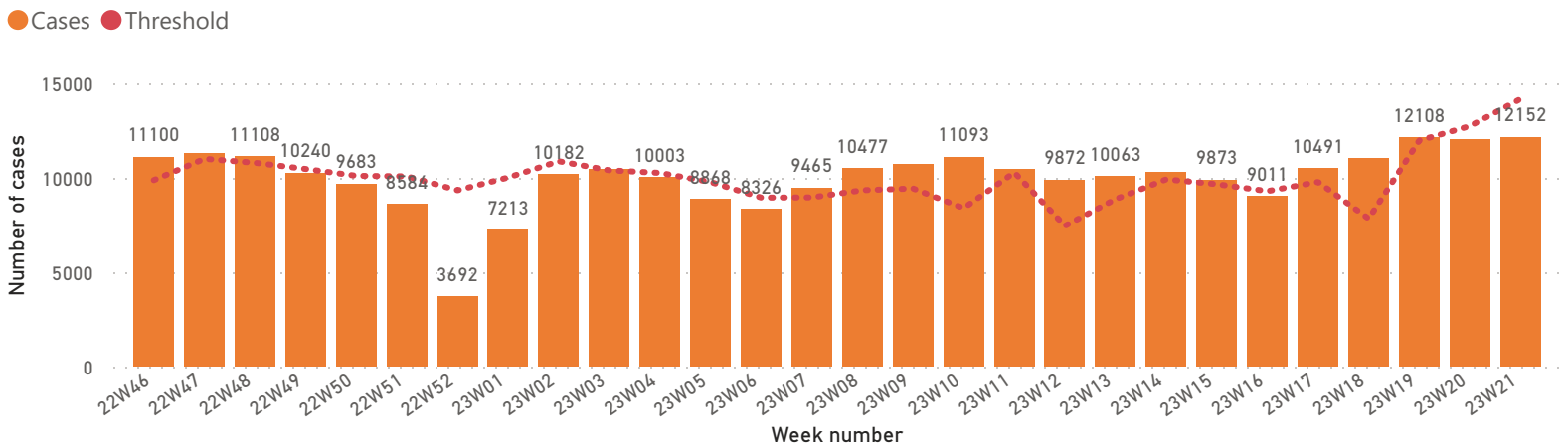
Figure 4: Proportion of Morbidity of top 4 diseases among the total consultation by week



1. Waterborne Diseases

- There was 13 case of acute watery diarrhea (AWD)
- A total of 12,152 AD cases were reported during this week

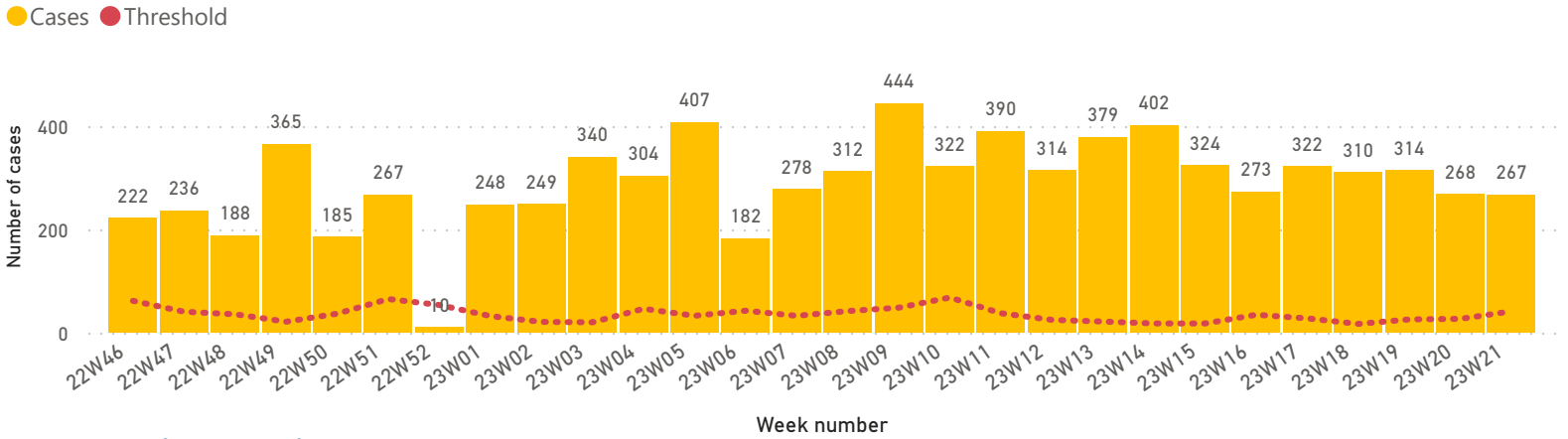
Figure 5: Number of acute diarrhea by week



2. Vaccine Preventable Diseases

- 4 cases of acute flaccid paralysis (AFP) were reported in this week
- Number of suspected measles in thre reporting week was (267) cases. Most cases were reported from Al-Hasakeh (145) Ar-Raqqa (52) Aleppo (32) Deir-ez-Zor (12) Idleb (9) Lattakia (5) Tartous (5) Damascus (3) Rural Damascus (2) Homs (1) Hama (1).

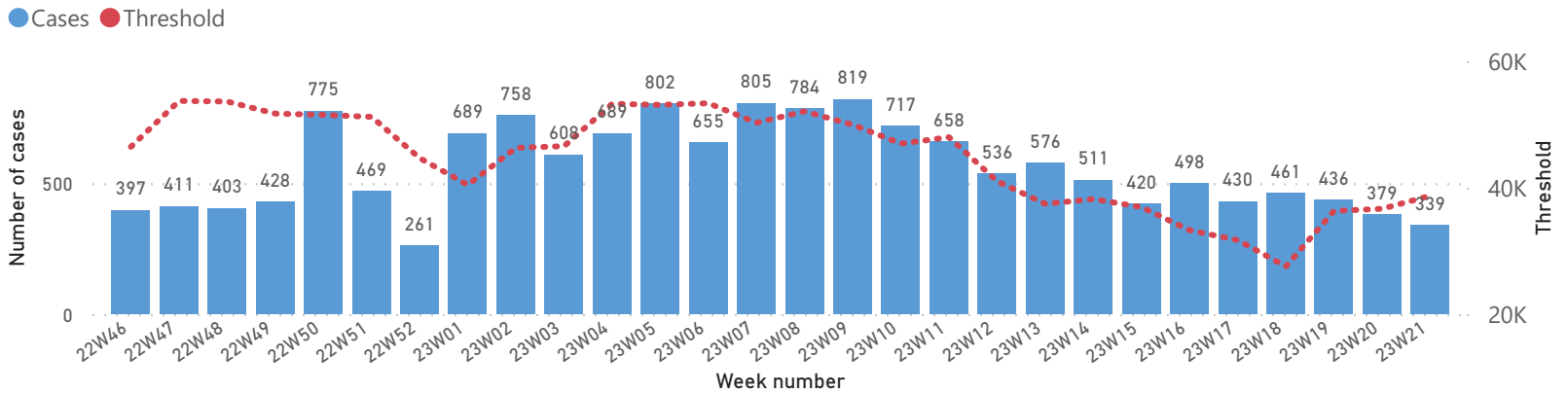
Figure 6: Suspected measles cases by week



3. Respiratory Diseases

- In total, 18,592 ILI cases were reported during week.
- In total, 339 SARI cases were reported, and the trend is shown in (Figure 7). Most of the cases were reported from Al-Hasakeh (70) Damascus (69) Aleppo (68) Tartous (42) Hama (34) Lattakia (14) Ar-Raqqa (12) Deir-ez-Zor (10) Homs (8) Rural Damascus (7) Quneitra (4) As-Sweida (1)

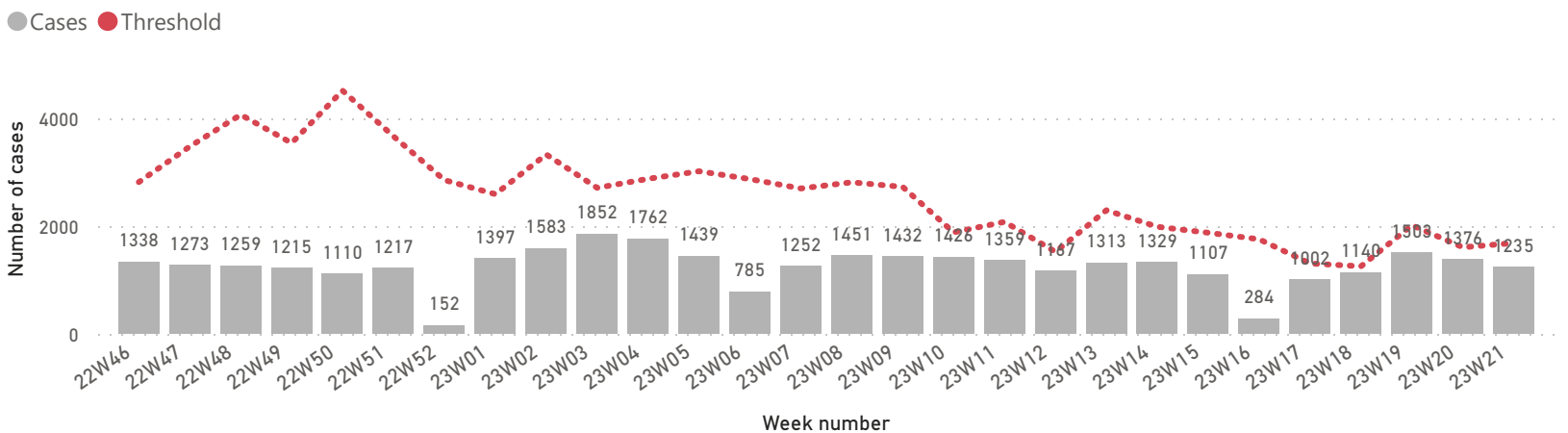
Figure 7: SARI cases by week



4. Other Diseases

- 3,891 cases were reported as "other diseases" through EWARS. The health conditions with the highest incidents were Leishmaniasis (1,235) Lice (979) and Scabis (488)
- During this week, most of suspected leishmaniasis cases were reported from Aleppo (750) Hama (164) Idleb (132)

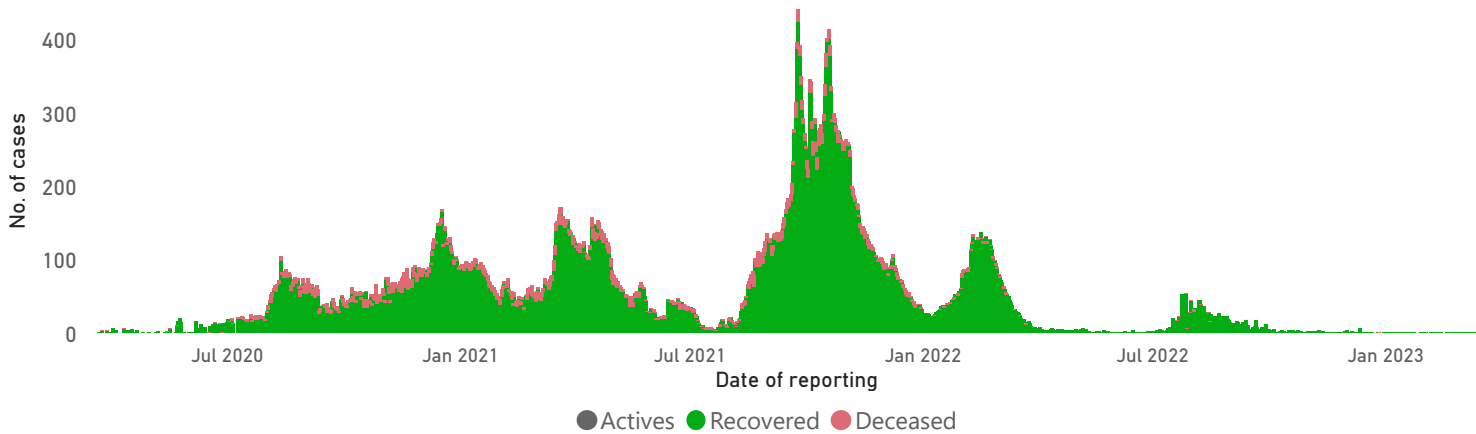
Figure 8: Suspected Leishmaniasis cases by week



COVID-19

- As of 28 May 2023, a total of 57,676 confirmed cases – in 14 governorates, Damascus (11,293) (19.58%), Lattakia (9,881) (17.13%), Aleppo (8,815) (15.28%), Homs (6,178) (10.71%), Rural Damascus (5,281) (9.16%), Tartous (4,054) (7.03%), Dar'a (3,312) (5.74%), As-Sweida (3,053) (5.29%), Hama (2,877) (4.99%), Al-Hasakeh (1,053) (1.83%), Quneitra (1,005) (1.74%), Deir-ez-Zor (842) (1.46%), Ar-Raqqa (25) (0.04%), Idleb (7) (0.01%),
- Number of deaths related to COVID-19 is 3,164 in 11 governorates, CFR 5.5%

Figure 9: Confirmed COVID-19 cases by outcome

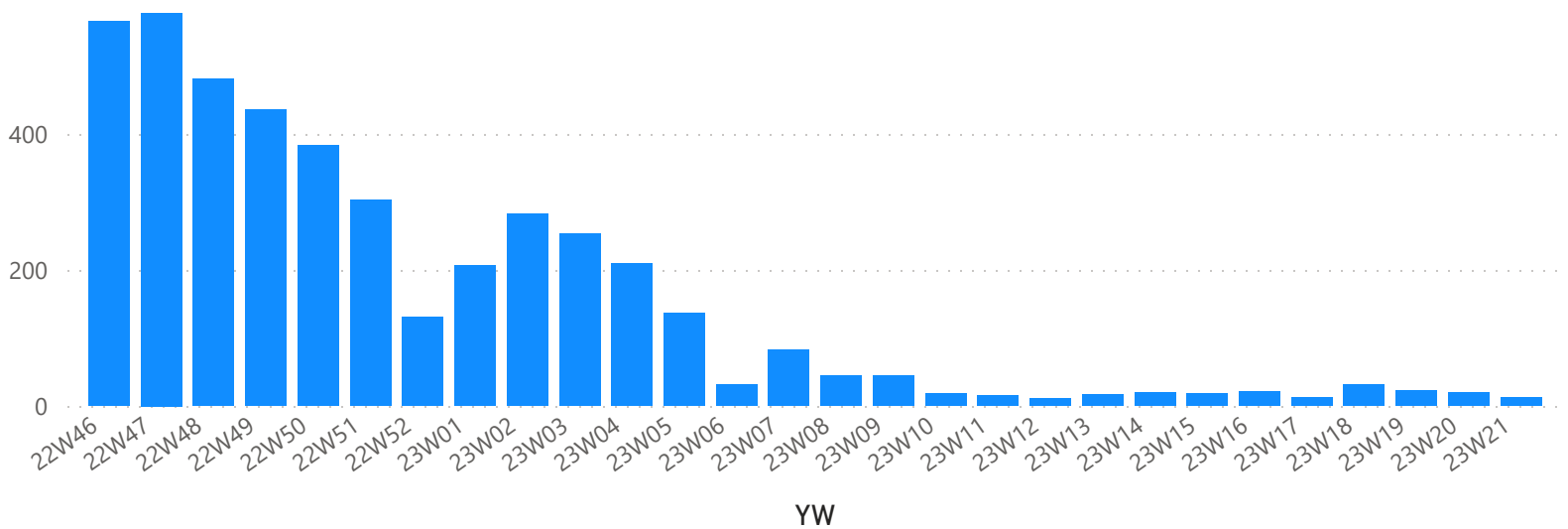


AWD

- A total of 13 AWD cases were reported during this week, and the total number of AWD cases reported since the start of the outbreak is 10559

the total number of RDT tested positive is 1,850, and 164 Culture were tested positive since 22 August 2022.

Figure 10: AWD cases



Comparison with Previous Week by Health...

DiseaseName	23W18	23W19	23W20	23W21	Total
Acute bloody diarrhea	123	129	160	200	612
Acute Diarrhea	11,006	12,108	12,026	12,152	47,292
Acute Flaccid Paralysis	4	4	3	4	15
Acute Watery diarrhea (suspected cholera)	31	22	19	13	85
Brucellosis	220	235	255	333	1,043
chicken pox	209	234	252	250	945
Influenza Like Illness	19,721	20,564	20,015	18,592	78,892
Leishmaniasis	1,140	1,503	1,376	1,235	5,254
Lice	1,024	1,038	1,167	979	4,208
Measles and Rubella	310	314	268	267	1,159
Meningitis	43	50	41	51	185
Mumps	21	28	25	25	99
Others	207	251	307	267	1,032
Pertussis	261	253	225	228	967
SARI	461	436	379	339	1,615
Scabis	475	485	566	488	2,014
Suspected Hepatitis (Jaundice)	758	834	606	642	2,840
Tuberculosis	69	50	69	59	247
Typhoid Fever	235	251	291	255	1,032
Total	36,318	38,789	38,050	36,379	149,536

Case Distribution by Age Group, and by Governorate

Week 2023 Week 21 (22 - 28 May 2022)

DiseaseGroup	Aleppo	Al-Hasakeh	Ar-Raqqa	As-Sweida	Damascus	Daraa	Deir-ez-Zor	Hama	Homs	Idleb	Lattakia	Quneitra	Rural Damascus	Tartous	Total
▼ Priority Diseases	4,017	2,086	1,353	61	1,129	768	7,762	508	520	6,341	3,108	462	2,195	1,950	32,260
Suspected Hepatitis (Jaundice)	67	0	166	0	13	14	179	14	11	46	38	7	26	61	642
Less than 5 years	25	0	95	0	6	3	95	1	0	24	3	6	4	0	262
5 years or more	42	0	71	0	7	11	84	13	11	22	35	1	22	61	380
SARI	68	70	12	1	69	0	10	34	8	0	14	4	7	42	339
Less than 5 years	19	49	9	0	15	0	2	22	0	0	9	0	0	8	133
5 years or more	49	21	3	1	54	0	8	12	8	0	5	4	7	34	206
Meningitis	3	6	14	0	3	1	2	1	2	13	0	0	2	4	51
Less than 5 years	2	1	7	0	1	1	1	0	0	3	0	0	0	1	17
5 years or more	1	5	7	0	2	0	1	1	2	10	0	0	2	3	34
Measles and Rubella	32	145	52	0	3	0	12	1	1	9	5	0	2	5	267
Less than 5 years	20	67	43	0	1	0	7	1	0	0	3	0	0	2	144
5 years or more	12	78	9	0	2	0	5	0	1	9	2	0	2	3	123
Influenza Like Illness	2,473	868	554	44	728	486	3,788	182	300	3,169	2,496	347	1,650	1,507	18,592
Less than 5 years	847	359	269	5	205	206	2,226	117	89	1,601	965	126	577	328	7,920
5 years or more	1,626	509	285	39	523	280	1,562	65	211	1,568	1,531	221	1,073	1,179	10,672
Acute Watery diarrhea (suspected cholera)	0	5	0	0	0	0	3	0	0	3	0	0	0	2	13
Less than 5 years	0	2	0	0	0	0	1	0	0	0	0	0	0	0	3
5 years or more	0	3	0	0	0	0	2	0	0	3	0	0	0	2	10
Acute Flaccid Paralysis	1	0	0	0	0	1	1	0	0	0	0	0	1	0	4
Less than 5 years	0	0	0	0	0	1	1	0	0	0	0	0	0	0	2
5 years or more	1	0	0	0	0	0	0	0	0	0	0	0	1	0	2
Acute Diarrhea	1,373	973	511	16	311	259	3,649	276	198	3,101	545	104	507	329	12,152
Less than 5 years	736	599	294	5	127	136	2,136	183	71	1,498	233	43	197	92	6,350
5 years or more	637	374	217	11	184	123	1,513	93	127	1,603	312	61	310	237	5,802
Acute bloody diarrhea	0	19	44	0	2	7	118	0	0	0	10	0	0	0	200
Less than 5 years	0	13	21	0	1	3	103	0	0	0	10	0	0	0	151
5 years or more	0	6	23	0	1	4	15	0	0	0	0	0	0	0	49
Other Diseases	1,093	141	143	0	40	136	656	338	111	903	345	35	160	18	4,119
Typhoid Fever	3	4	50	0	0	20	115	0	0	60	0	0	3	0	255
Less than 5 years	1	0	9	0	0	1	18	0	0	42	0	0	0	0	71
5 years or more	2	4	41	0	0	19	97	0	0	18	0	0	3	0	184
Tuberculosis	28	0	3	0	0	0	3	0	0	3	17	0	3	2	59
Less than 5 years	1	0	0	0	0	0	1	0	0	1	0	0	0	0	3
5 years or more	27	0	3	0	0	0	2	0	0	2	17	0	3	2	56
Scabis	111	22	0	0	18	44	98	58	27	26	56	2	22	4	488
Less than 5 years	26	7	0	0	2	4	19	6	5	2	7	1	4	1	84
5 years or more	85	15	0	0	16	40	79	52	22	24	49	1	18	3	404
Pertussis	1	0	9	0	0	0	197	0	1	20	0	0	0	0	228
Less than 5 years	1	0	7	0	0	0	106	0	1	9	0	0	0	0	124
5 years or more	0	0	2	0	0	0	91	0	0	11	0	0	0	0	104
Others	4	62	0	0	1	37	47	8	15	0	16	18	58	1	267
Less than 5 years	2	27	0	0	1	13	28	7	5	0	4	11	2	0	100
5 years or more	2	35	0	0	0	24	19	1	10	0	12	7	56	1	167
Mumps	0	1	0	0	0	0	2	0	0	22	0	0	0	0	25
Less than 5 years	0	0	0	0	0	0	0	0	0	0	0	0	0	0	0
5 years or more	0	1	0	0	0	0	2	0	0	22	0	0	0	0	25
Lice	161	10	0	0	7	0	16	56	15	485	210	6	13	0	979
Less than 5 years	34	3	0	0	1	0	7	32	2	232	24	3	0	0	338
5 years or more	127	7	0	0	6	0	9	24	13	253	186	3	13	0	641
Leishmaniasis	750	10	21	0	8	0	63	164	36	132	36	0	10	5	1,235
Less than 5 years	135	2	1	0	0	0	33	25	8	49	0	0	0	1	254
5 years or more	615	8	20	0	8	0	30	139	28	83	36	0	10	4	981
chicken pox	17	30	0	0	0	21	14	9	6	124	3	7	14	5	250
Less than 5 years	8	17	0	0	0	9	13	2	2	57	3	7	8	0	126
5 years or more	9	13	0	0	0	12	1	7	4	67	0	0	6	5	124
Brucellosis	18	2	60	0	6	14	101	43	11	31	7	2	37	1	333
Less than 5 years	0	0	15	0	0	0	9	0	0	2	4	0	1	0	31
5 years or more	18	2	45	0	6	14	92	43	11	29	3	2	36	1	302
Total	5,110	2,227	1,496	61	1,169	904	8,418	846	631	7,244	3,453	497	2,355	1,968	36,379